

we learn




C



Alla Nesvit

ENGLISH

8



we learn

H



I

S

U

we learn

we learn



ББК 81.2АНГ-922

Н55

*Рекомендовано Міністерством освіти і науки України
(наказ МОН України №179 від 17.03.2008 р.)*

**Видано за рахунок державних коштів.
Продаж заборонено**

Відповідальні за підготовку видання:
Коваленко О.Я., головний спеціаліст МОН України;
Олійник Л.І., старший науковий співробітник Інституту інноваційних
технологій і змісту освіти

Несвіт, А.М.

Н55 Англійська мова: Ми вивчаємо англійську мову: підруч. для
8 кл. загальноосвіт. навч. закл. / А.М. Несвіт. – К.: Генеза, 2008. –
256 с.: іл.

ISBN 978-966-504-817-6

Підручник "English: We Learn English" створений відповідно до чинної програми з іноземних мов і продовжує серію навчальної літератури, рекомендованої для оволодіння англійською мовою у загальноосвітніх навчальних закладах.

Підручник побудовано на принципах комунікативності, інтегрованого розвитку всіх видів мовленнєвої діяльності: аудіювання, говоріння, читання, письма. У ньому автор дотримується загальнодидактичних принципів доступності, логічності, свідомості, активності та наочності у навчанні.

Яскраво ілюстроване видання складається з п'яти розділів, побудованих за тематико-ситуативним принципом, та додатків.

Організація навчального матеріалу в розділах передбачає використання інтерактивних методів навчання.

ББК 81.2АНГ-922

ISBN 978-966-504-817-6

© Несвіт А.М., 2008
© Видавництво «Генеза»,
оригінал-макет, 2008



Здрастуй, мій давній щирий друже!

Які почуття викликає у тебе свято Першого дзвоника? Спогади про тепле ласкаве літо, чи передчуття дивовижних вражень, які очікують тебе попереду? Можливо, ти зараз сидиш за комп'ютером і пишеш листа своєму товаришу, який знаходиться за сотні кілометрів від тебе. Хіба не правду кажуть, що сучасні технології роблять світ меншим, а людей – ближчими? І це не випадково, адже твоє покоління – це покоління мобільних телефонів та Інтернету, покоління епохи масової інформації.

Я хочу запропонувати тобі підготувати «Книгу року», крокуючи сторінками нашого підручника. Кожна тема, яку ми будемо вивчати, знайде своє відображення в ній, а можливо, якісь сторінки ти запропонуєш до неї і сам.

Разом із головними героями підручника ти побуваєш і в українській школі, і у школі закордонній, ще не знайомій тобі, дізнаєшся про різні типи шкіл, систему освіти в Україні та Великій Британії, навчишся правилам спілкування.

Згодом чекаємо на тебе у шкільній бібліотеці, де піде мова про твоїх улюблених письменників та літературних героїв. Чи хочеш ти бути схожим на когось із них?

А як приємно дозволити собі годину відпочинку і поринути у світ музики... Наш підручник допоможе тобі і тут: ти дізнаєшся про різноманітні музичні стилі і жанри, відомих композиторів і музикантів.

Цього року ти дізнаєшся про географічне положення, населення і клімат Великої Британії, а також про те як клімат впливає на життя англійців. А що б ти повідомив товаришу про свою рідну землю, Україну, її неосяжні простори, неповторні пісні, її стрімкі річки і золоті ниви? Про це – цікава розповідь на сторінках нашого підручника.

Наше життя – не лише робота та навчання, а й дозвілля, розваги, активний відпочинок. Про це все ти зможеш розказати і написати, працюючи над проектом упродовж усього навчального року, висвітлюючи новини свого шкільного життя та розповідаючи про своїх друзів.

Тож у добру путь, мій друже, у цікаву, захоплюючу путь!

З повагою,

Автор

Lessons 1–2. Welcome Back!



1 Look at the photos above and answer the questions.

What places are there in the photographs?
Whom can you see there?
What are the children doing?

2 Speak in class. Describe the children's feelings on their first day at school. Use the words: *to feel excited (shy, etc.), to be curious about, to be delighted with, to show great interest, to imagine, to get acquainted with, to share summer impressions with classmates and teachers, etc.*

3 Listen and read the dialogues. Say how the children feel on their first day at school.

1.

A n n: The First of September is my favourite day. School starts again. The day is always so nice. All the children hurry up to their classes. I am always happy to see my school friends after summer holidays. Look, Jane! Here is Steve coming.

S t e v e: Hi, dear! I haven't seen you for ages. How are you?

A n n: We are fine. How are you?

S t e v e: OK. I'm ready to start this new school year marathon.

J a n e: I believe you've had very good holidays. Now you have to go back to your studies. You'll be busy all the time.

S t e v e: No more than usual. Lessons, lessons and lessons again. All five days a week.

A n n: School is not only lessons. It is the time when we learn to work and to understand ourselves and other people. It is the time we learn to be friends and practise our life skills.

Jane: School life is exciting because there is always something new to learn every day.

2.

A: Well, I think our teacher will be very much surprised when she sees what we have done.

B: Sure. She can't even expect us to do such a wonderful thing.

A: Do you think it will make her happy?

B: Why are you asking? Have you ever heard of a teacher who doesn't like the work her pupils do?

A: No, I haven't. I'm sure she will definitely like our project.

4 Look through the dialogues of Ex. 3. Find and read what Steve, Ann and Jane say about going to school. Do you agree with them? Why? Or why not?

5 a) Look at the mind map. Can you add your ideas to the list?

b) Work in pairs. Discuss the topic "Why Go to School". Which things do you associate with school?



6 Introduction

- 6 Speak in class. Use the photos below and the mind map on page 5 to talk about the reasons of going to school. Start like this:

School helps us make the right steps in our life. ...



- 7  Put the verbs in brackets into the correct tense form.

1. Our class always _____ (to do) some projects and _____ (to help) the community.
2. _____ you _____ (to learn) anything new about healthy lifestyle yet?
3. Nowadays people can _____ (to communicate) easily with each other.
4. Peter _____ (to do) Maths for two hours.
5. - _____ you _____ (to do) anything special at the moment?
- I _____ (to think).
6. Our conversation with Tom _____ (to be) very difficult yesterday.
I _____ (can / not / to understand) what he _____ (to talk about).

UNIT 1

Mass Media: the Press



In this unit you will...

Listen, read and talk about...

- the mass media
- the main publications in Ukraine, Great Britain and the USA
- news services

Learn how to...

- talk and write about current events
- understand the language of a newspaper

Practise/Revise...

- present and past tenses

Write/Make...

- news stories
- a school newspaper



Lessons 1–2. The Age of Information

1 a) Look at the pictures and say as in the example.

Example: *I use radio to listen to music and news. I use the Internet*¹ to find information for my school reports, read news and play computer games.*

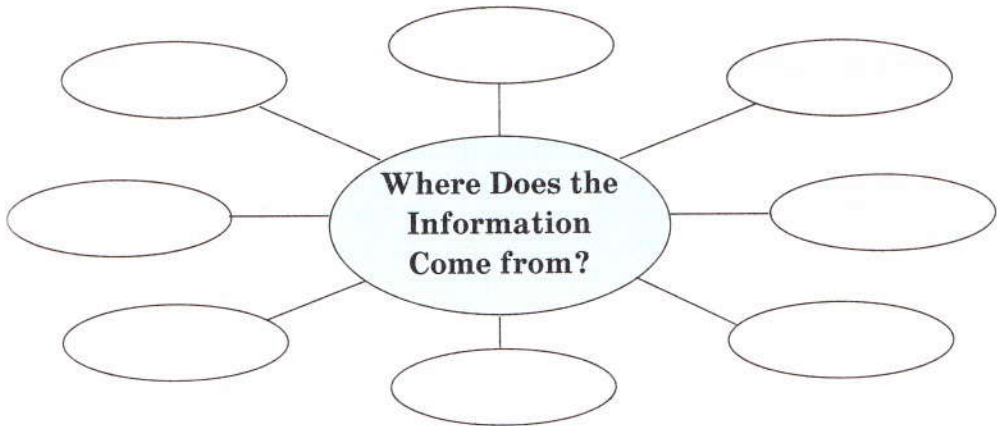


b) Work in pairs. Discuss the questions with your friend.

1. Do you listen to the radio much? What are your favourite radio programmes?
2. How often do you watch TV? What programmes are your favourite ones?
3. Do you often read a newspaper? If yes, what information attracts your attention there?
4. Do you like to read magazines?
5. Do you use the Internet? What for?
6. ...

¹ Слова, позначені зірочкою, включені у країнознавчий довідник на с. 196.

2 a) Work in groups. Complete the mind map.



b) Speak in class. Introduce your ideas to your classmates. Use the words from the table below.

The Media	What It Presents
TV	news, soap operas, documentaries, sports programmes, quiz shows, feature films, etc.
Radio	news, entertainment programmes, concerts, music quizzes, etc.
Newspapers	news, reviews, interviews, commentaries, etc.
Magazines	sports, travel, computers, fashion, cars, home decorating, etc.
The Internet	any kind of information on different websites

3 a) Listen and choose the correct item to complete the sentences.

- Alex and Tom are _____.
 - at home
 - at school
 - in the gift shop
- Alex and Tom talk about _____.
 - a present for Dan
 - the right balance between work and leisure
 - their favourite singers

3. The boys have decided _____.
- to buy a computer game
 - to visit another shop
 - to buy a CD

b) Use the prompts to complete the dialogue. Act it out.

Alex: you / to decide on a present / yet / ?

Tom: I'd like / to buy either a computer game or a CD / .

Alex: Computer games / to develop into a mass form of media / lately / . / Children and teenagers / to spend hours playing them / .

Tom: Dan / to know the right balance between work and leisure / .

Alex: As far as I know / he / to have a great number of computer games / at home / . / Let's / to buy / a CD / him / .

Tom: Who / to be / his favourite singer / ?

Alex: Why / not to ask Ann / ?

Tom: OK.

4 Read the magazine article about modern electronic and print media and say which of them you use every day.

The 20th century started the age of information. People in different continents get to know the latest news immediately. All this has become possible due to the development of science and technology. Electronic media and print media include:

- **broadcasting**, in the narrow sense, for radio and television;
- various types of **discs** or **tapes** (in the 20th century, these were mainly used for music), video and computer uses followed;
- film, most often used for **entertainment**, but also for documentaries;
- the Internet, which has many uses and presents both opportunities and challenges; **blogs** and **podcasts**, such as news, music, pre-recorded speech and video;
- **publishing**, in the narrow sense, meaning on paper, mainly via books, magazines, and newspapers;
- computer games.

All modern media sources keep people **up-to-date** and well-informed.

5 Work in pairs. Take turns to ask and answer the questions given below.

- Why do we say that the 20th century started the age of information?
- Where does the news usually come from?
- What inventions help the news travel very fast?
- Which of the modern media can we listen to, watch, both listen and watch, or interact with?
- Do you agree that modern world is getting smaller nowadays because of the development of mass media? Make your comments.

6 Read the definitions and find the corresponding words in the magazine article of Ex. 4 on p. 10.

1. A business of preparing and printing books, newspapers, magazines, etc. and making them available to the public.
2. A cassette or a reel with tape wound round it, used for recording sounds, pictures or information.
3. The sending out of programmes on radio and television.
4. A flat thin round object which is used for storing information or recording music.
5. Live Journal, the personal site on the Internet where the author publishes his comments on different topics.
6. The action of providing smth. interesting or enjoyable for smb. or the process of being provided with smth. interesting or enjoyable.
7. The automatic collection of MP-3 audiofiles from different sites on the Internet.
8. The main means of communication with large number of people, esp. television, radio and newspapers.
9. Games which are designed to play on the computer.


7 a) Complete the sentences with the words from Ex. 4 on p. 10.

1. British _____ has traditionally been based on the principle that it is a public service.
2. The _____ business is growing in Ukraine today.
3. Have you prepared anything to _____ your guests yet?
4. The event received excellent _____ coverage.
5. Have you recorded this song on the _____?
6. I read his comments in the _____ yesterday.
7. All the information is kept on this _____.
8. "Are you working on a computer or are you playing _____, Steve?", mother asked.
9. "Where did you find this wonderful music?" – "In the _____."

b) Make your own sentences with the new words. See p. 10.

Conversation Lab

8 Speak in class. Talk about modern electronic and print media.

- 9**  Write a list of questions about the press you want to get the answers to while working on the topic "Mass Media: the Press".

Lesson 3. We Are in Fleet Street

- 1 a) Look at the picture. Where are Ann and Dan? What do you think they are talking about?



- b) Listen and read the dialogue. Say what makes Fleet Street in London such a popular place.

A n n : There is nothing else on earth like **Fleet Street***, Dan!

D a n : It used to be busier than any other street in London.

A n n : This street has been the home of the British press for 300 years. Here people could find the **headquarters** of many magazines, **press bureaus**, international **news agencies**, and **the attic offices** of **freelance journalists**.

D a n : So this is where all the world news came from.

A n n : Right you are. It was a Fleet Street **tavern** that the British press was born. More than three centuries ago the Great Fire (1666) destroyed the City of London, driving writers from their houses to the taverns of Fleet Street. There they were **strategically** located, for their news came from travellers who visited these taverns.

D a n : History lies under the steel and brick of modern Fleet Street.

A n n : The Street remembers Charles Dickens, Daniel Defoe who used to sit in its pubs, but it always let the news travel around and kept all people informed.

D a n : Today **the Canary Wharf*** has become the centre of world news because of the news agency **Reuters*** which has its offices there.

A n n : But many people still refer to the British press as "Fleet Street".

2 Read and complete the sentences.

1. Fleet Street is in _____.
2. It has been the home _____.
3. The news came from _____.
4. History lies _____.
5. Today the Canary Wharf _____.
6. People still refer to the British press as _____.

3 Fill in the words from the list, then make sentences using the completed phrases.

Headquarters, informed, news, strategically, attic, freelance, press, let.

1. _____ journalists
2. _____ agencies
3. _____ bureaus
4. _____ of many magazines
5. _____ located
6. the _____ offices
7. to keep _____
8. to _____ the news travel

4 a) Look through the dialogue of Ex. 1 again and take notes about the history of Fleet Street.

b) Use your notes and talk about the historic home of the British Press:

- a place;
- a reason;
- writers;
- travellers;
- news.

5 Work in pairs. Act out a situation.

P u p i l A. You have a guest from Great Britain. He/She is a freelance journalist. Ask him/her questions about the history of Fleet Street.

P u p i l B. You are an English freelance journalist. Answer the questions.

6 Speak in class. Comment on the quotation "News always travels very fast."

7 Find more information about Fleet Street. Write a short article to your school newspaper about it. Present your information in class.

Lessons 4–5. How Do You Get to Know the News?


1 Listen and read. Say where the word *news* comes from.

A: Is the word *news* a plural of the word *new*?

B: No, it isn't. I read it on the Internet that *news* comes from the first letters of the words *north*, *east*, *west* and *south*.

A: I don't think so. You can't believe everything you read. According to my dictionary, *news* comes from a French word meaning "new things".

2 a) Look at the pictures and say what the people are doing.



b) Work in pairs. Discuss the pictures. Talk about:

- the newspapers your family receives or buys;
- the radio programmes you find interesting;
- the TV programmes you are interested in;
- your favourite news sites on the Internet.

Example:

A: How do you get to know the news?

B: I usually watch the news on TV. I also read the newspapers and sometimes I read the news on the Internet. What about you?

A: I read the local newspaper. What newspaper does your family receive or buy?

B: ...

3 Look at the photos of the Ukrainian newspapers. Say what information you can find there. Use the words: *to have articles on*, *to cover a wide range of topics*, *to give information about*, *to provide smb. with smth.*, *news*, *interviews*, *reviews*, *commentaries*, *true-to-life stories*, etc.



4 Read and say what makes newspapers popular nowadays.

A newspaper is a **publication** containing news and information. Newspapers may be of general or specific interest. They **keep** us **informed** about what is going on in the world. They entertain, educate, and examine the events of the day.

Newspapers usually come out daily or weekly. Nearly 60,000 newspapers are published around the world every day.

Some newspapers have a lot of **subscribers** – people who pay to have each **edition** delivered to their house.

Newspapers **provide** a service to the community by giving information at little cost. But they are businesses, so they need to make money. That's why in most newspapers, between one-third and two-thirds of the paper is taken up by **advertising**.

The number of newspapers in Ukraine is great. They cover a wide range of topics and provide the readers with the information about **current events** in the world as well as in Ukraine itself.

5 Work in pairs. Take turns to ask and answer the questions.

1. How many newspapers are published worldwide?
2. What are "subscribers"?
3. What intervals are most newspapers published at?
4. What do newspapers do to keep the cost to the reader low but still make money?

6 Put the verbs in brackets into the correct tense form and voice.


1. How many subscribers _____ our local newspaper _____ (to have) last year?
2. Current events _____ (always / to highlight) on the front page of any newspaper.
3. I think she _____ (to keep) us informed about the events tomorrow.
4. What intervals _____ this magazine _____ (to publish) at?
5. New products and services _____ (to advertise) in every issue of this newspaper.
6. Newsprint _____ (to be) the name of the paper on which newspapers _____ (to print).
7. _____ this magazine _____ (to sell) worldwide?
8. Advertising _____ (to become) more and more popular in Ukraine nowadays.

7 a) Work in groups. Make a list of newspapers you know.

b) Prepare brief information about one of them. Use the prompts given below.

This is a Ukrainian newspaper. It is of _____ interest. It keeps people informed about _____. The newspaper comes _____. It has _____ subscribers. You can also buy each edition of this newspaper _____. _____ of this newspaper is taken up by _____. The newspaper provides the readers with the information about _____.

8 Speak in class. Talk about the importance of getting to know the news. What Ukrainian publications keep you well-informed? What intervals are they published at? Do they cover the local news or worldwide? Where are the main events highlighted? How many subscribers do they have?

9  Write brief information about one of your local newspapers. What things make it popular among the readers? Use the prompts of Ex. 7b.

Lessons 6–7. News Services

- 1** Work in groups of three. Listen to your friend's statement about the mass media. Then listen to the responses. Say who you agree with. Present your own opinion.

Example:

A: Newspapers always tell the truth.

B: I don't think so. They present only one point of view on the subject.

C: To my mind, some newspapers tell both sides. They invite the readers for the discussion.

1. Newspapers always tell the truth.
2. The Internet gives the most up-to-date news.
3. There won't be any newspapers in fifty years.

- 2** Read the article from a magazine. Say how news is spread worldwide.

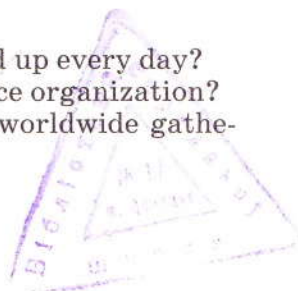
News Services

Most people who read daily newspapers expect to see news from all over the world. The greatest numbers of newspapers have offices or **reporters** in their capital cities. For example, most national Ukrainian newspapers have their offices in Kyiv while some of the newspapers in the USA have their offices in Washington, D.C. They send their reporters to other cities around the world to bring news to their country. But most newspapers rely on news services for international news. These are the organizations that gather and sell news to papers and even radio and television stations. The gathering of news from around the world has been greatly **speeded up** by the **inventions** of the telegraph, telephone, cable, radio, **fax machines** and **modern telecommunication systems**. Today, stories and even pictures can be sent around the world in a few minutes.

The "Interfax-Ukraine" News Agency is **a division** of the international group Interfax Information Services. It has been **a provider** of information in the political and economic information market of Ukraine since 1992. It is the most **competent supplier** of objective information. Among its clients are the leading mass media, major corporations, investment funds, banking and financial institutions, state organizations and structures.

- 3** Work in pairs. Discuss the questions given below.

1. What kind of news do people expect to see or read up every day?
2. What is the name of the most popular news service organization?
3. List three inventions that have speeded up the worldwide gathering of news.



4 Read and choose the correct item to complete the sentences.

- The greatest number of newspapers has offices or reporters _____.
 - in every city of the country it comes from
 - worldwide
 - in the capital city
- _____ bring the news to their country.
 - Businessmen
 - Travellers
 - Reporters
- Most newspapers rely on news services for _____.
 - international news
 - local news
 - current events
- _____ is the most competent supplier of timely and objective information.
 - The Internet
 - The "Interfax-Ukraine" News Agency
 - The 1+1 TV Channel

5 Speak in class. Talk about the modern news services. Use the phrases: to send reporters to, to bring the news, to rely on, to gather and sell news to smb., to be a provider of, a competent supplier of smth.**6 Read the information. Do you agree with the author's opinion? Give reasons to support your idea.****Consider Children and Youth**

Children and youth are reading newspapers and magazines much less than their parents did at the same age, choosing instead to get their news from radio, mobile phones and computers. They have grown up in a digital world. In a few years this huge generation will be 18 or older.

If a newspaper remains a vital source of news for decades to come, we have to make children and youth read it now.

7 Listen to the children and say which editions in the picture on page 19 they are talking about. Tick (V) things they are attracted by.

- Information about music and singers.
- A lot of pictures.
- Advertisements.
- Fashion.



8 a) Work in groups. Discuss the newspapers and magazines you read. What makes them attractive to you? Are there any rubrics which you like most? Don't like at all? Write a list of things that can keep young readers interested in the newspaper articles.

b) Speak in class. Present your ideas to other pupils in class.

9  Put the verbs in brackets into the correct tense form and voice.

The First Newspapers

The earliest newspapers _____ (to be) probably handwritten notices. They _____ (to post) to be read by the public. But the first true newspaper _____ (to be) a weekly newspaper. It _____ (to start) in Germany in 1609. It _____ (to call) *Strassburg¹ Relation*. The Germans _____ (to be) pioneers in newspaper publishing. Johannes Gutenberg, the man who _____ (to develop) the idea of movable type, _____ (to come) from Germany.

One of the first English-language newspapers, *The London Gazette**, _____ (to print) in England in 1665. "Gazette" _____ (to be) an old English word that _____ (to mean) "official publication". Many newspapers today still _____ (to use) the word "gazette" in their names.

¹ Strassburg – the City of Strasbourg.

Lessons 8–9. Navigating the Newspaper

- 1 a) Work in pairs. Take turns to ask and answer the questions in the table. Add information.
b) Speak in class. Say what you have learnt about your friend.

Questions	You	Your Friend
How do you get to know the news? ● from radio and TV ● newspapers and magazines ● the Internet ● from my friends and parents What do you like to read about or listen to? ● international news ● local news ● business and politics ● sports ● entertainment (films, cartoons, quiz shows) What's in the news now?		

- 2 Listen and repeat. Look at the newspaper. Say what its main parts are.

THE TIMES
 The Sunday Times is published on 20th November 2006
 £1.50
 NOVEMBER 18 2006
Free inside
ASHES HANDBOOK
 YOUR 66-PAGE GUIDE

Students' row over Christian rights at colleges
 Why Harry Potter's first kiss required 24 takes

Surprise school kid
 ...

Row of revolution
 ...

Club Football
 ...

BOOKS
 ...

Save the World
 ...

THE PRICE
 £1.50

THE DATE
 NOVEMBER 18 2006

THE HEADLINE
 Students' row over Christian rights at colleges

THE PHOTO
 Why Harry Potter's first kiss required 24 takes

THE ARTICLE
 ...

THE REPORTER'S NAME
 Mark Pope

THE EDITORIAL
 ...

THE ITEM
 ...

THE NEWSPAPER INDEX
 ...

CURRENT EVENTS
 ...

- 3** Mrs Alison talks with her pupils about the structure of a newspaper. Read the text of her lecture and find what she tells them about the things in the list:



- the reason to read a newspaper;
- topics of the articles;
- a front page of a newspaper;
- sections in a newspaper;
- the editorial;
- the editor.

What's happening around town? Who won the game last night? What's on TV? If you want to get answers to these questions, read the newspaper. It will tell you all that and more. The reporters and freelance journalists will tell you about the national and local news, the weather and sports. You will also find opinions, feature stories, advice column, comics, entertainment, recipes, advertisements, and more. An index of the newspaper usually appears on the front page.

The front page of a newspaper gives a lot of information. It tells the name of the paper. The city it is printed in is also on the front page. It will tell you how much the paper costs and the date it was published.

Most newspapers are divided into sections. The newspaper index tells the readers what topics **the issue** covers. The first section tells all the news. It provides the readers with news about your town. It will tell you what's happening around the country and in the world.

The most important news is on the front page. The editorial is also there. It is a special article usually written by the editor. It gives his or her opinion on a topic of current importance. Newspaper headlines briefly tell the reader what the stories are about. Headlines usually answer the questions "Who?" and "What?"

- 4** Read and tick the statements T (True) or F (False).

- 1. The editorial is on the front page of a newspaper.
- 2. The news is published on the last page.
- 3. You should look through the newspaper if you want to know the most important news.
- 4. You can find the information about international news in any newspaper.
- 5. The date the newspaper is published is also on the front page.
- 6. The price of the newspaper isn't written anywhere.
- 7. The newspaper index tells the readers what topics the issue covers.
- 8. Newspaper headlines give detailed information about the events.

5 Look through the newspaper index. Say what topics this issue covers.

CONTENTS		
News	Features	Markets
European News2	Editorial1	Foreign Exchanges . .13
International News . .6	Business5	Gold Markets . .13, 14
World Trade News . .11	Technology7	Currency Exchange . .15
UK News3	Management8	
Sports6	Arts9	
Weather11	TV and Radio10	
	Letters12	

6 Use the newspaper index in Ex. 5 and answer the questions below. Name the section where you can find the information and the page number it appears.

1. Where can you look for results of last basketball games?
2. Where can you find out if you need to wear your raincoat tomorrow?
3. Where can you find the programme of tonight's TV shows?
4. Where can you find the editor's opinion of current events?
5. Where can you read the readers' opinions?
6. Where can your father or mother read the information on business issues?

7 Look through the newspaper index again. Work in pairs. Discuss what information you are interested in. What pages can you find it on?

8  Put the verbs in brackets into the correct tense form.

1. They usually _____ (to publish) their comments on different topics in the newspaper.
2. He _____ (to collect) all these discs and tapes for years.
3. In ancient times news _____ (to come) from travellers.
4. What modern electronic and print media _____ you _____ (to know)?
5. We _____ (to visit) the international news agency now.
6. Nowadays computers _____ (to develop) into a mass form of media.
7. The father _____ just _____ (to read) the latest issue of "The Facts".
8. What kind of news _____ the editorial _____ (to discuss)?
9. Steve _____ (to find) all the information by 5 o'clock yesterday.

Lesson 10. Reading a Newspaper

Listening Lab

1 Listen to Ann's report about early newspapers in the USA. Answer the questions.

1. When was the first true newspaper printed?
2. What was the name of the first successful newspaper in the USA?
3. When did it begin printing?
4. Why was 1833 important in newspaper publishing?
5. List four ways the penny newspapers were like the newspapers of today.

2 Work in pairs. Take turns to ask and answer the questions.

1. What kind of information do newspapers (magazines) offer?
2. How does the information you get from newspapers help you understand the world today?
3. What does the editorial usually deal with?
4. Which of the news items in yesterday's and today's newspapers do you find most interesting?

3 Look and say what modern newspapers people in Great Britain and the USA read.



Start like this:

Isn't that unfortunate that more and more people are curious about everything that is going on around them? In my opinion, our fast-changing world makes us become more interested in the news.

People in many countries learn about current events from newspapers. They usually read them on their way to and from their offices or in the evening. In Great Britain and the USA people read...

Learning Strategies: Reading Newspapers and Talking News

Use the following formulas when talking or writing about current events and while retelling the article you have read in a newspaper or a magazine:

1. The newspaper carries an article on/about...
2. The article presents the general picture of...
3. The author (reporter) provides the detailed analysis of...
4. The author (name) describes different problems connected with...
5. The author draws our attention to/shows/tells us about...
6. In the opening lines of the article the author tells that...
7. The article deals with... (the international/home events)...
8. The aim of the article is to discuss/to show/to comment/to give facts/to exchange views on a wide range of problems...
9. The keynote of the article is...
10. We can draw the conclusion that...
11. This article helps me understand/gives me useful information about...
12. This article made me think about...

- 4** a) Read the extracts from the newspaper articles and match them with the headlines.
b) Say what topics the newspaper articles cover.

<p>1 <i>Write or wrong: New exam for 8th-graders?</i></p>	<p>2 <i>"The Queen" is crowned at London Film Awards</i></p>
<p>3 <i>Money trees, robot nannies, self-cleaning clothes: the wish list of UK parents</i></p>	<p>4 <i>ChildLine celebrates 20th Birthday after helping nearly two million children</i></p>

A 30 October, 2006

ChildLine (the UK's free, confidential 24 hour helpline for children and young people) celebrates its 20th birthday on Monday 30 October. Since its launch in 1986, it has been the source of help for nearly two million children.

In the last 20 years ChildLine has saved children's lives, found refuges for children in danger on the streets, and given hope to thousands who had nowhere else to turn. It led to a global revolution in help for children, being copied in dozens of countries like Gibraltar, India and the Czech Republic.

B CPS | Policy would focus on writing before high school

September 26, 2007

Chicago Sun-Times
BY ROSALIND ROSSI
Education Reporter

Chicago public schools are putting writing on the front burner.

Next school year, 35,000 CPS eighth-graders would have to pass a new three-part writing test or get at least a C in writing to graduate under a new promotion policy facing a Chicago School Board vote today.

Kids who miss both those marks would have to go to summer school, and if they don't get at least a C there, they would have to repeat the eighth grade.

C

An extra pair of hands, more hours in the day and a self-cleaning house are the top three most-wanted tools to make family life easier.

Your Family asked more than 2,000 parents what they would invent to ease the pressure of family life and to give them more time with their children. Other suggestions included a three-day-weekend, a cooker that prepares and serves food, a self-stocking kitchen, a housework robot and parenting advice on-hand 24 hours a day.

Your Family, distributed free through *Early Learning Centre* stores, also asked what would most improve life in the real world. One fifth of readers criticised their towns and cities for not being family-friendly and highlighted concerns about a lack of outdoor space for children to play in. Parents wanted to see more organised, free activities for families, child-friendly cafes serving healthy food and covered play areas to use all year round.

D


*The Queen** made the 27th Awards of the London Film Critics' Circle a right royal affair tonight.

The British blockbuster, which has already received two Golden Globes and ten BAFTA nominations, came away with British Film of the Year and British Actress of the Year for leading lady Dame Helen Mirren.

The awards were hosted by Mariella Frostrup and Paul Gambaccini at a ceremony held at London's Dorchester Hotel.

Marianne Gray, the awards chairperson, said, "*The Queen* gives us an insight into what life may have been like inside the Royal Family following the death of Princess Diana of Wales.

The Queen symbolises everything that is right with the British film industry at the moment and it is great to see that it can compete with the best that Hollywood can offer."

- 5 Work in groups. Choose one of the articles of Ex.4 on p. 25. Read it again and exchange the information with the other groups in class. Use the learning strategies on page 24.
- 6 Compare two newspapers or magazines. How are they similar (different)? Make your comments on the way different topics are given.
- 7  Find and read one article from your local newspaper. Write about the events it describes. Use the learning strategies on page 24 as a plan.

Lesson 11. Writing News Stories

- 1 a) Read the vocabulary notes and the information given below. Say what you have learnt about the British newspapers.

Vocabulary Notes: Types of Newspapers

A newspaper is a set of folded pieces of paper with news about politics, sport, etc.

A “quality” newspaper is a newspaper which is produced to a high standard. This is mainly a national newspaper.

A “popular” (tabloid) newspaper is a newspaper on smaller pieces of paper, usually with many pictures and without much serious news.

A local gazette (paper) is a newspaper about the news related to the place where you live.

The British are a nation of newspaper readers. More newspapers per person are sold in Britain than in any other country. Many people even have a daily paper delivered to their homes in time for breakfast.

British newspapers can be divided into two groups: *quality* and *popular (tabloid)*. Quality newspapers are more serious and cover home and foreign news thoughtfully while the popular newspapers like shocking personal stories as well as some news. These two groups of papers can be distinguished easily because the quality newspapers are twice the size of the popular newspapers.

As well as the national daily papers, there are Sunday papers, again divided between the serious and the more popular. Some large towns also have evening papers containing local as well as national and international news. Of course, the press means more than newspapers. A vast range of magazines and weeklies is published, aimed at readers interested in all sorts of subjects. In fact, there are magazines for practically every special interest you can imagine. There are women’s magazines, cooking magazines, or magazines dealing with gardening, science, cars, motorcycles, computers, modeling, home decorating, fashion, sports, body building, film, theatre, music and news magazines.

b) Work in pairs. Take turns to ask and answer the questions.

1. Why are the British a nation of newspaper readers?
2. What are the two main groups of the British newspapers?
3. How can these two groups of papers be distinguished?
4. The British press means more than newspapers, doesn't it?

2 Read Jane's letter about the British press and say what publications are designed to entertain the readers and what to inform them.

Dear Ann,

I'm writing to tell you about the popular publications in Britain.

A lot of people read newspapers when they are travelling to and from work. It's good to have something to read on the train or the bus, and newspapers are easy to carry around with you. Newspapers don't just tell you the news, they contain a lot of other interesting information, such as film and music reviews, and gossip about famous people.

My mother usually gets The Daily Mirror on her way to work. As it's a tabloid, it's easy to read on the train, and the articles are nice and short.

I like reading all the latest gossips about my favourite TV stars. After glancing at the headlines on the front page, the first thing I usually read is my horoscope. I know, it's not really true, but it's still fun to read. I also look at the TV guide, to see if there's anything good on television that evening. If I have time, I try to do the crossword.

My father usually reads The Wall Street Journal. He needs to keep up with what's happening in the business world for his job. He doesn't just read the business pages. He often looks at the arts section to see if there are any reviews of plays or concerts, and he says, that there's always something interesting on the letters page.

At the weekend, the papers have lots of different sections, for example, about new ways of decorating your home, ideas for holidays, or new recipes. Many people like to read the newspapers while they are having breakfast on Sunday morning, because it's a relaxing thing to do.

Nobody knows what will happen to newspapers in the future, but for the moment they are still a part of the British life.

What Ukrainian newspapers do you read?

Write to me and tell me all your news.

*Yours,
Jane.*

3 Read and tick the statements T (True) or F (False).

- ___ 1. People in Britain read newspapers only when they are at home.
- ___ 2. Newspapers just tell you the news.
- ___ 3. The articles in *The Daily Mirror* are short but boring.
- ___ 4. Jane reads all the latest gossips about TV stars in a newspaper.
- ___ 5. Jane usually looks at the TV guide and reads horoscopes.
- ___ 6. *The Wall Street Journal* helps businessmen to keep up with what's happening in the business world.
- ___ 7. Jane's father reads only the business pages in *The Wall Street Journal*.
- ___ 8. Sunday newspapers are different from those which come on weekdays.
- ___ 9. People in Britain never read a newspaper at meals.
- ___ 10. Newspapers are a part of the British life.

Writing Lab: Writing a News Story

News stories appeal to the readers when they are carefully planned and well-written. A good news story is always up-to-date. It has to be published in a newspaper right after the event has happened.

Here is the list of things a professional reporter has to think about when writing a news story:

1. Decide on a subject of your story.
2. Discuss why it is important at the moment for the readers.
3. Think of the basic information about the story. The following questions can help you: Who is the story about? What happened? When did this happen? Where did this happen? Why is this important?
4. Think of the interesting details about the story.
5. Read the first paragraph of the story. Decide if it has to be positive or negative. Include interesting facts to catch the readers' attention.
6. Write next paragraphs of the story.
7. Express your attitude to the event. Support your ideas with real-life examples and quotations.

4 Work in groups. Discuss the ideas of a news story for your school newspaper. Find a subject that is "newsworthy" and write a plan. Will the story be for a "quality" newspaper or for a "tabloid" newspaper?

5 Write a news story. Follow the writing tips given above.

Lesson 12. Planning the School Newspaper



Project Work

- 1 Work in groups. You are having a class meeting. You want to design a school (class, etc.) newspaper. Share the roles. Follow the recommendations given below. Discuss your plans.

People in the Newspaper

Editor(s)-in-Chief

Responsibilities¹ include designing a layout² of a newspaper and deciding what stories to run, where to place them, etc.

Copy Editors

Responsibilities include proofreading³ stories for spelling, grammar and punctuation, and writing headlines.

Journalists

Responsibilities include collecting information, taking interviews, writing stories and headlines.

Art Designers

Responsibilities include drawing pictures, designing pages, etc.

Photographers

Responsibilities include taking and printing pictures, searching for necessary pictures on the Internet.



¹ A responsibility – відповідальність.

² A layout – *тут* макет (газети).

³ Proofreading – читка коректури.

2 Design a newspaper. Present it to your classmates (schoolmates).



Your Assignment

Your job is to establish the specifications of a newspaper before newsgathering begins. Design a newspaper flag. Locate or design art for stories. Complete the following information about the organization of the newspaper.

Name of the newspaper _____

Target readers _____
(class, the entire school, parents, teachers)

The motto of the issue _____

Editor(s)-in-Chief _____

Copy Editors _____

Production / Design Decisions

Page size _____

Number of pages _____

Number of columns _____

Type of production _____
(typewritten, photocopies)

Who will prepare material for production? _____

Who will be responsible for reproduction? _____

Editorial Decisions

Type of news sections _____

Journalists assigned _____

Interviews _____

Art / Design Decisions

Designers assigned _____

Locate or design art for stories _____

Deadlines!

Date news and feature stories must be completed _____

Date articles will be prepared for printing _____

Date newspaper will be printed _____

Date newspaper will be distributed _____

Lesson 13. Grammar Revision

1 Ask questions to the words in bold. Start them with the words in brackets.

1. Fleet Street has been the home of the British Press for **300 years**. (How long?)
2. Newspapers provide a **service to the community** by giving information at little cost. (What?)
3. She usually finds the information about current events in a **newspaper**. (Where?)
4. "Ukrainian Observer" usually describes **business, political and cultural issues in Ukraine**. (What kind of information?)
5. They read the editorial and discussed it in class **yesterday**. (When?)
6. The information is distributed **as soon as possible** by the "Interfax-Ukraine". (How fast?)

2 Put the verbs in brackets into the Past Simple Active or Passive Voice.

Some newsletters _____ (to begin) during the Renaissance* in Europe. Merchants _____ (to spread) handwritten documents that _____ (to describe) the latest wars, economic news, and human-interest stories. After Gutenberg _____ (to invent) the printing press in the fifteenth century, printed newsletters _____ (to appear) in the late 1400s. Many "news sheets" in the 16th century even _____ (to have) illustrations.

Despite their popularity in Europe, newspapers _____ (to have) a rocky start in colonial America. A newspaper _____ (to call) *The Public Occurrences* _____ (to print) in Boston in 1690. Perhaps it _____ (to document) things too publicly. The publisher _____ (to arrest) by the authorities and all copies of the newspaper _____ (to destroy).

Remember, this _____ (to be) before the Bill of Rights* _____ (to make) freedom of the press a basic right in America.

3 Work in pairs. Use the prompts to make sentences. Then act out the conversation.


At the Newsagent's

- A: Let's / to buy / a magazine to read / .
 B: I / not to know / what magazine / to choose / .
 A: the choice of interesting magazines / great / .
 articles / you / to be interested in / What kind of / ?
 B: magazines / to include articles on many subjects / .
 I / to think / *Cool Magazine* / interesting / .
 A: OK / . / some / there / "how to" columns / There are / to find / .
 Experts / to write articles / to give tips on how to do something / .
 B: I / to like / your choice / .

Conversation Lab

4 Work in pairs or in small groups. Read and act out the situations.





1. You are talking with your family about the newspapers and magazines you want to subscribe to for the next year. Tell your parents about the teenage publications you are interested in.
2. You are talking with a newsagent about the latest issue of the magazine you want to buy. Explain why you are looking for this very issue. Thank for his/her help.

5  Write a letter to your English-speaking friend about the publications you usually read. What makes them interesting to you?

Self-Assessment

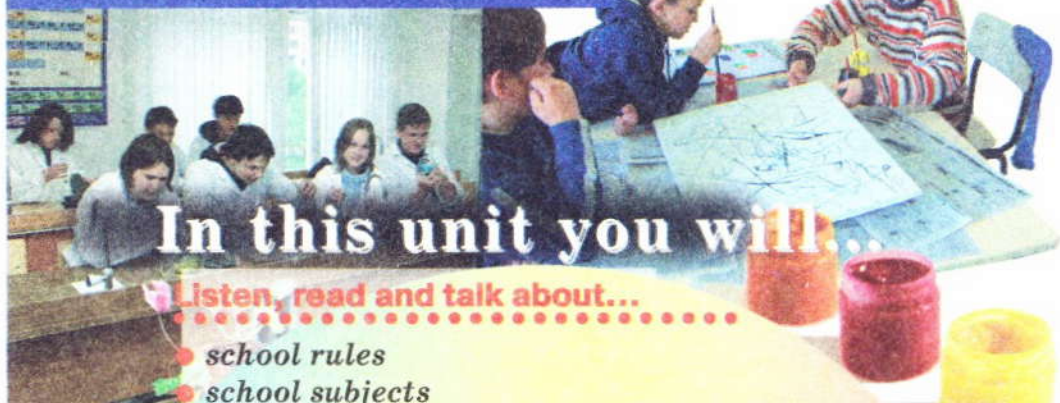
Think of your records. Tick how well you know it.

4 = very well, 3 = OK, 2 = a little, 1 = needs to improve.

	Now I can...	4	3	2	1
	<ul style="list-style-type: none"> ● talk about the mass media ● talk about the main publications in Ukraine, Great Britain and the USA ● ask and present information about current events 	<input type="checkbox"/>	<input type="checkbox"/>	<input type="checkbox"/>	<input type="checkbox"/>
	<ul style="list-style-type: none"> ● understand information during a discussion 	<input type="checkbox"/>	<input type="checkbox"/>	<input type="checkbox"/>	<input type="checkbox"/>
	<ul style="list-style-type: none"> ● read and understand an article from a newspaper or a magazine ● find the necessary information in a newspaper quickly ● read and understand the language of a newspaper 	<input type="checkbox"/>	<input type="checkbox"/>	<input type="checkbox"/>	<input type="checkbox"/>
	<ul style="list-style-type: none"> ● write a news story 	<input type="checkbox"/>	<input type="checkbox"/>	<input type="checkbox"/>	<input type="checkbox"/>

UNIT 2

School Life



In this unit you will...

Listen, read and talk about...

- school rules
- school subjects
- stages of education and schools in Ukraine
- different types of schools in Great Britain

Learn how to...

- ask and present information about school subjects and school rules
- understand information during a discussion

Practise/Revise...

- tense forms
- sentences with the conjunctions *If...* and *Unless...*

Write/Make...

- a letter to a newspaper
- a composition about school subjects
- an article to a school newspaper



Lessons 1–2. My Studies at School**1 Work in pairs. Discuss the questions.**

1. What school do you study at?
2. Are there any school rules that you have to follow?
3. What do you like about going to school?
4. What don't you like about going to school?
5. What would you like to change in your school (classroom)?
6. Is your school a nice place to study?

2 Read and say what Ann likes about going to school.

Dear Mary,

How are you? What are your feelings during the first September days? Are you happy to be back to school?

There are some things that I like about going to school. Firstly, I like to meet my classmates. Many of them are very nice people. **As soon as** we come to the classroom, we discuss our problems, talk about life, future plans and other things. Secondly, it is interesting to do the projects, do the experiments and learn a lot of new information about the surrounding world at the lessons. We are taught nearly 14 subjects at school. My favourite subjects are Geography, History and English. Those pupils who want **to get good knowledge** must read many books and encyclopedias. Thirdly, school helps me to get some social skills. I learn to be positive and flexible. I learn to share the attention of my teachers with the other pupils in class. I respect my teachers because all of them are intelligent, **highly qualified** and attentive. They are understanding and **sympathetic**.

However, there are some things that I don't like about going to school. To start with, I have to get up very early as I don't live close to my school. It usually takes me forty minutes to get there by bus. Also, we have to wear a school uniform. It's boring! Finally, I always have to do my homework and don't have much free time for my hobbies.

All in all, school life is fantastic. We not only **enrich** our knowledge about life, nature and science, but learn how **to get on with** each other. We also learn how **to cope with** difficulties we can face. We also practise our **life skills** and learn **to combine** work and leisure.

What do you think about going to school? Are there any rules you have to stick to in your school?

Write to me and tell me all your news.

Best wishes,

Ann.



3 Read and tick the statements T (True) or F (False).

1. Ann likes both: all school subjects and people at school.
 2. School helps the children get some social skills.
 3. Ann learns to develop positive qualities in her character.
 4. Ann likes all the school rules.
 5. Ann doesn't feel comfortable with her homework.
 6. School is not only subjects – it is the school of life.

4 a) Fill in *am, is/isn't, are/aren't, or do/don't*. Name the tenses of the verbs, then explain their usage.

b) Listen and check your answers.

A: Where _____ you from, Larysa?

B: I _____ from Kyiv.

A: Ah, Kyiv! That _____ a very beautiful city on the banks of the Dnipro River. What _____ you doing here, in Artek?

B: At the moment I _____ both studying and having a rest. I _____ the President of the Students' Government in my school, that _____ why I have a chance to meet other school leaders from all over Ukraine here, in Artek.

A: Larysa, tell me, please, what _____ you think of your school life?

B: It _____ fantastic. There _____ always something new to learn every day. We enrich our knowledge about the surrounding world as well as practise our life skills.

A: _____ there any things that you _____ like about going to school?

B: No, there _____. I like everything: my friends, teachers, the school building and the activities we have.

A: Enjoy your staying in Artek!

B: Thank you very much.

5 Read and complete the sentences with the word combinations from the list. Use the verbs in the correct tense form.

To discuss smth., to get good knowledge, to be understanding and sympathetic, to happen, to enrich knowledge, to get on well, to cope with, to combine work and leisure.

1. She _____ during the day. To my mind, she has learnt to plan her working day perfectly.
2. Steve has joined the Chemistry Club _____ this school subject.
3. Whatever _____, don't forget to ring Mark.
4. They _____ a story when the school bell rang.
5. There was too much work for our computer _____.
6. My youngest brother _____ with all his classmates.
7. My elder brother is rather successful in business. I think he _____ when he was at school and at the university.
8. My friends _____. They are easy to be with and always keep our secrets.

Writing Lab: Linking Words and Phrases

We use linking words and phrases in a composition to make our writing more interesting and easier to understand to the reader.

Linking words and phrases are used to:

- show time: *when, before, as soon as*;
- list points: *firstly, secondly, etc.*;
- add more points: *and, moreover, also, etc.*;
- show cause or effect: *because, so, as a result, etc.*;
- give examples: *for example, such as, etc.*;
- show contrast: *however, on the one hand, on the other hand, etc.*;
- introduce a conclusion: *all in all, to sum up, etc.*

- 6** Look through the text of Ex. 2 on p. 34. Find linking words and phrases and say why they are used there.

Example:

The linking word 'firstly' is used to list a point.

- 7** Work in groups. Discuss the things that you like/don't like about going to school. Take notes. Think of:

- school rules;
- school traditions;
- clothes to wear;
- people;
- a school building.



- 8** Speak in class. Talk about your school rules and studies. What things make your school life exciting?

- 9**  Write about the things you like/don't like about going to school. Use the linking words to list your points of view. What are the things you would like to change in your school life?

Lessons 3–4. Going to School in Ukraine

1 a) Listen and repeat.

A **secondary school** – загальноосвітня середня школа.

A **lyceum** – лицей.

A **gymnasium** – гімназія.

A **language school** – спеціалізована школа з поглибленим вивченням іноземної мови.

Life skills – практичний життєвий досвід (навички спілкування, планування власної діяльності, поведінки у суспільстві тощо).

A **grown-up** – дорослий.

b) Work in pairs. Look at the photos. Use the prompts to ask and answer the questions about them.



Olena – the 8th form – a secondary school – good school facilities – to prepare a report on History.



Oles – the 8th form – a lyceum – Algebra and Geometry – a school basketball team – to train for the competitions.



Schoolchildren – a gymnasium – social work – to work cooperatively – to make a difference – to develop life skills.



The pupils of a language school – the European Club – to have pen-friends around the world – to write letters – to learn more about the life in other countries.

Example:

A: *Where is Olena?*

B: *She's in the Information Technology classroom.*

A: *What is she doing there?*

B: *She is preparing a report on History.*
 A: *Are there good facilities in her school?*
 B: *Yes, there are.*
 A: *What type of school does she study at?*
 B: *She studies in a secondary school.*

- 2** Speak in class. Say what type of school you study at. Tell your classmates about the activities you have in your school and participate in.
- 3** Read what the children say about the school they go to. What makes their education there so special?



Maksym Shcherbyna followed in **the academic footsteps** of his two elder brothers and **entered** the same lyceum. "I'm fond of Maths and Physics. I'm happy to get my education in the same lyceum where my two elder brothers went to. I think I've made excellent progress in my studies, and I hope I'll be a good support in a family business."

Natalia Sokolova, the sister of Alex and Liz, is the third Sokolova to join the City Humanitarian Gymnasium. She joined it at the age of 12 and had a very **distinctive** year. In her first year in the gymnasium she got the highest marks in Ukrainian Language and Literature as well as in Maths and Physics.



"I am sure my family support and my brother's and sister's **previous experience** have made my studies so successful. I am very thankful to them and I am proud to be a part of this gymnasium."



Ihor Ivasiuk, 13: "It's very important that we can choose schools for ourselves to go to. I study at a language school. I have usual subjects in my timetable. We have five English lessons a week. Besides we have some language clubs. I am a member of the Debate Club, for example. My parents and my elder sister studied in the same school. My English teacher taught my mother when she went to school. Can you believe that?"

- 4** Read and tick the statements **M** (Maksym), **N** (Natalia), **I** (Ihor).

- 1. I am fond of Maths and Physics.
- 2. I had a very distinctive year, and my brother's and sister's previous experience was very helpful.
- 3. I have five English lessons a week.

- ___ 4. I have made excellent progress in my studies.
 ___ 5. It's very important that we can choose schools for ourselves to go to.
 ___ 6. I am proud to be a part of this gymnasium.

Learning Strategies: Listening Activities

1. Read the rubrics in the table carefully.
2. Think of the topics the speakers will mention.
3. Think of things you would like to know and write questions.
4. Listen carefully and see if you get all the answers to your questions.
5. Listen for the details and complete the table.

- 5 a) Listen to the children talking about the schools they go to – a secondary school and a gymnasium. Complete the table.**

	A Secondary School	A Gymnasium
Location and size		
Facilities		
School subjects		
After-school activities		

- b) Work in pairs. Compare your results. Ask questions to add information to your table.**

- 6 Read and match the people who work at school (1–10) with the work they do (a–j).**

1. Headmasters	a) help the Headmaster run the school;
2. Physical Education Teachers	b) keep the Headmaster's Office running;
3. Social Workers	c) check the books in the school library;
4. Psychologists	d) check records to make sure children are healthy;
5. Art and Music Teachers	e) plan how to teach English, Science, Maths and other school subjects;
6. Librarians	f) work with pupils, their parents and teachers to test and understand how to help children study better;
7. Secretaries	g) check the sports equipment;
8. Teachers	h) teach students to draw, sing, understand notes, play and sing from the music;
9. School Nurses	i) decorate the classrooms for the new school year;
10. Vice Principals (Assistant Principals)	j) get ready to greet the pupils and run the school during the year.

- 7** Speak in class. Talk about the people who work at school. Use Ex. 5 on p. 40. Start like this:


All schools are different, but there are some people who are always ready to help the schoolchildren. They are... . Etc.

- 8**  Put the verbs in brackets into the correct tense form.

1. – What are you doing now? – I _____ (to check) this computer.
2. – Who _____ (to work) with students, their parents and teachers to help children study better? – I think, school psychologists.
3. Our school nurse _____ (to check) already all the important records.
4. The librarian _____ (to check) the books, when I _____ (to come) into the library.
5. Can I _____ (to talk) to your parents?
6. The new Headmaster _____ (to run) our school this year.

Lesson 5. Primary and Secondary Education in Ukraine

- 1** Look at the photos of the classrooms in primary and secondary school in Ukraine. How are they different? Do they remind you of the classrooms in your school?



- 2** a) Work in pairs. Write a list of questions about the system of education in Ukraine.
- b) Read the article from a magazine and try to find the answers to your questions. Say what the main stages of secondary education in Ukraine are.

Primary and Secondary Education in Ukraine

In Ukraine children start going to school at the age of six or seven. There are also **kindergartens** in Ukraine, where children study from three-four years old. Primary and secondary education is **compulsory** and **free**. Primary and secondary education in Ukraine is divided into:

Stage 1: the primary school – four years of studies. It aims to give pupils the opportunity to achieve success in basic knowledge and skills in mathematics, languages and **nature study**.

Stage 2: the basic secondary school – five years of studies. Pupils get knowledge and skills in science and **humanities**, mother tongue and foreign languages. The basic school certificate gives 14–15 year olds the right to continue **schooling** both at the upper secondary school and colleges or vocational schools. If a pupil wishes **to apply to university**, he or she must stay at school for three more years.

Stage 3: the upper secondary school lasts three years. Pupils can either continue their education in a secondary school or can change schools and begin to and study more detailed mathematics and physics, biology, history, or get computer skills and a trade education. After finishing the 12th form of the upper secondary school, a lyceum or a gymnasium, one must do standard assessment tests and go into higher education. All **applicants** become students on a competitive basis according to their test results.

3 Look through the text of Ex. 2 and complete the table given below.

	Stage 1	Stage 2	Stage 3
	The primary school	The basic secondary school	The upper secondary school
Age of Pupils			
Period of Studies			
Aim			
Subjects			
Skills			
Certificate			

4 Read and choose the correct item to complete the sentences.

- In Ukraine children start going to school at _____ years old.
a) four-five b) six-seven c) five-six
- Primary and secondary education is _____.
a) compulsory b) free c) compulsory and free

3. Primary and secondary education in Ukraine is divided into _____ stages.
a) two b) three c) four
4. Primary and secondary education together last _____ years.
a) ten b) eleven c) twelve
5. Students get the basic secondary school certificate at the age of _____.
a) fourteen-fifteen b) fifteen-sixteen c) sixteen-seventeen
6. Students are divided into groups according to their abilities and study more detailed subjects in _____ school.
a) the primary b) the basic secondary c) the upper secondary

Conversation Lab

- 5** Work in small groups. Take turns to read an opinion, respond and add information.

Example:


The most important thing in education is your wish to be well-educated.

A: I think that a good education depends on a number of things: the school you go to, the teachers in your school, or the textbooks you work with. Nowadays we can choose the school for ourselves. There are secondary schools where pupils study usual school subjects like Maths or Ukrainian Language. There are also lyceums or gymnasiums where you study other academic subjects such as Information Technology, Economics and Law.

B: To my mind, it doesn't matter what type of school you get your education in. It is very important to be responsible for your achievements. If you want to find time for both school and your hobbies, you must plan your daily routine carefully.

C: I agree with you. Even the best teachers can't help those who don't want to study.

1. Our future starts in school.
2. Education is a life-long process.

- 6**  Your English-speaking friend asks you about primary and secondary education in Ukraine. Write him/her a letter about types of schools in the place where you live.

Lesson 6. School Subjects

- 1** Read the pages from Jane's planner and compare the subjects she studies with those in your timetable. Say what differences you've found.

Week beginning: 16 th October, 2008				
	Subject	Homework Details	Date Due	Time Spent
Monday	English Language			
	English Literature			
	Maths			
	Science			
	Geography			
	Home Economics*			
Tuesday	French Language			
	ICT ^{1*}			
	History			
	Maths			
	Religious Education			
	Art, Drama and Music			

- 2** Work in pairs. Discuss the questions given below.

1. What school subjects are you interested in?
2. Who helps you cope with difficulties in your studies: friends, teachers, parents?
3. What subjects do you study in the basic secondary school? Which of them are you interested in (good at)?
4. Are there any important subjects or are there any that you think you don't need?



¹ ICT – Information and Communication Technology.

Reading Lab

- 3** Read Jane's composition about the importance of some school subjects and put the paragraphs (A–E) in the correct order. What ideas do you agree and don't agree with?

*English and Maths Are More
Important Subjects than Art and Music*

A *On the other hand, Art and Music are just as important as English and Maths. For instance, learning how to draw or play the musical instrument helps develop your creativity and imagination. In addition to this, subjects such as Art and Music can provide children with a well-rounded education rather than just basic skills.*

B *First of all, when you know how to read, write and do simple calculations, you have the tools to cope with everyday tasks. For example, being able to read and write can help you communicate and express yourself clearly. Moreover, you need basic Maths for such daily chores as doing your shopping, or paying your bills.*

C *Isn't it unfortunate that nowadays there are so many people who cannot read, write or even do arithmetic? I strongly believe that, although subjects such as Art and Music are important, English and Maths are the most fundamental part of our education.*

D *All things considered, it seems to me that English and Maths are vital subjects. People won't be able to cope with even the simplest tasks in their daily life without learning to read, write or do arithmetic.*

E *Furthermore, it is essential to have good knowledge of English and Maths in order to find even the simplest job.*

- 4** Look through the composition and tick Mth (Maths), E (English), M (Music).

- ___ 1. Helps to develop creativity and imagination.
- ___ 2. Helps to deal with everyday matters.
- ___ 3. Helps to communicate and express yourself clearly.
- ___ 4. Helps to find even the simplest jobs.
- ___ 5. Helps to develop basic life skills.
- ___ 6. It is important for well-rounded education.

- 5** Look at the photos below and describe the classrooms and the activities at the lessons.



A CHEMISTRY LAB

- To be well-equipped with
- Schemes and tables
- The equipment for laboratory experiments
- To carry out experiments
- To give a demonstration of the experiment
- To make careful observations




AN ENGLISH STUDY

- To have modern equipment
- To improve listening and reading skills
- To develop communicative skills
- To practise pronunciation and grammar
- To be satisfied with the results
- To show good knowledge of smth.
- To cope with homework easily

- 6** Describe one of the classrooms in your school. Say:

- what floor the classroom is situated on;
- what school subject you are taught there;
- what it looks like (how long, high and wide it is);
- how many people can work there at a time;
- how the walls are decorated;
- if there are any materials for the lessons on the walls;
- if there are any exhibitions of pupils' works in it;
- what furniture and equipment are like, etc.

- 7**  Write about your school and school subjects. Describe the school building and classrooms in it. What school subjects are more important for you and why?

Lessons 7–8. Schools in Great Britain

1 Listen and repeat.

Pre-school education – дошкільна освіта (для дітей до 5 років).

Primary education – початкова школа (для дітей віком 5–11 років).

Secondary education – середня школа (для дітей віком 11–16 років).

A nursery school (a kindergarten) – дитячий садочок.

A preparatory (prep) school – приватна початкова школа (для дітей віком 5–13 років).

A public school – приватна школа у Великій Британії (для дітей віком 5–18 років).

A comprehensive school – загальноосвітня школа у Великій Британії (для дітей віком 11–16 років).

An independent school – загальноосвітня школа, яка знаходиться на утриманні приватної організації.

A grammar school – школа з поглибленим вивченням кількох предметів.

A boarding school – школа-інтернат, в якому учні проживають протягом семестру. У Великій Британії більшість приватних шкіл є школами-інтернатами.



2 Read the article and name the types of schools in Great Britain.

Education in Great Britain

The system of education in Great Britain is rather **complicated**. It is compulsory from the age of five to sixteen. Children under 5 years old **receive** pre-school education. They go to a nursery school or a kindergarten.

Different areas of Great Britain have different school systems. All children receive their primary education between the ages of 5 and 11. Most primary schools are state and free. At about 11 children begin their education at a comprehensive school, or a grammar school. The comprehensive system is

non-selective. It means that all children go from one school to another without taking any exams. Those who take the examination, go to grammar schools, where they receive more academic education. Some children go to independent schools run by private organizations, for which their parents have **to pay fees.** Some pupils especially those who want to apply to university, stay at school for the sixth form or go to a sixth-form college.

About 10 per cent of children attend private schools: preparatory or prep, and public schools. Many prep and most public schools are boarding schools. These are schools where students live as well as study. It is very expensive for parents to send their children there.

Young people in the British schools are expected to show respect to their teachers and obey school rules. Most primary and secondary schools offer a wide range of extracurricular activities, including sports, music, community service and trips to places of interest.

Schools in Britain have three terms a year. Each term has got a short break in the middle. Besides, children have longer Christmas and Easter holidays.

(Taken from "Oxford Guide to British and American Culture")

- 3 a) Match the words from the article (1–9) to their definitions (a–h).
b) Write sentences about education in Great Britain. Use the words from the table below.**

1. Education	a) difficult to understand;
2. Comprehensive schools	b) schools where students live and study;
3. Complicated	c) the process of teaching and learning usually at school, college or university;
5. Boarding schools	d) all-inclusive schools in Great Britain;
6. Compulsory	e) must be done because it is the law;
7. Public schools	f) schools run by private organizations;
8. Kindergartens	g) the most expensive private schools in Great Britain;
9. Independent schools	h) schools for children under 5 years old.

- 4 Work in pairs. Take turns to ask and answer the questions given below.**

- When do the British children start going to school?
- What kind of education do the children under 5 years old receive?
- How long do children stay in a primary school?
- Where do they continue their education after that?
- What kind of education do the children get in a grammar school?
- What do the children do in the sixth form?
- What do you know about public schools in Britain?
- What kind of schools are boarding schools?

5 Look and say what types of school schoolchildren in Great Britain study at.

The School System in the UK

Class	UK school	Age
	Nursery school, playgroup, or kindergarten (optional)	3 4
Reception class	Infant school	5
Year 1		6
Year 2		7
Year 3	Junior school, primary school	8
Year 4		9
Year 5		10
Year 6		11
Year 7	Secondary school	12
Year 8		13
Year 9		14
Year 10		15
Year 11		16
Year 12	Technical college, sixth form college	17

(Taken from *Longman Essential Activator*)

Listening Lab

6 Listen to Tim Hardy talking about his studying at school and choose the correct item to answer the questions.

- Where does Tim live?
 - Ukraine
 - the UK
 - the USA
- What type of school does he attend?
 - public
 - comprehensive
 - grammar
- What key stage of education is he on?
 - Key Stage 1
 - Key Stage 2
 - Key Stage 3
- What year of studies is it?
 - 1
 - 4
 - 8

7 a) Complete the text with the words from the box.

Nursery school, state school, secondary school, private school, primary school, university.

The Schools I Went to



I started (1) _____ when I was five, but before then I went to a (2) _____ for a couple of years. I only stayed there from nine in the morning until twelve, but at primary school we stayed until three in the afternoon. I really enjoyed primary school. I made lots of friends there. We didn't have much homework and we played a lot. When I was eleven, I started (3) _____ and things became more difficult. We studied from nine until four every day. I went to a (4) _____. It was free. The government paid for everything. It was OK, but my parents wanted me to go to a (5) _____. It was expensive, but the school was better and the students could get better exam results and get a better job in future. I left school when I was sixteen. I want my children to study at (6) _____!

b) Look through the text above and complete each sentence with one word.

1. I went to nursery school for a _____ of years.
2. I really _____ primary school. It was great!
3. I _____ lots of good friends at school.
4. At the age of eleven I started _____.

Conversation Lab



8 Work in pairs or small groups. Discuss and compare the British and Ukrainian systems of education. Complete the table below.

Schools in Great Britain	Schools in Ukraine
Children start school at the age of 5.	Children start school at the age of 6.
...	...

9  Write a short article to your school newspaper about the educational system and schools in Great Britain.

Lesson 9. After Classes**1** Work in pairs. Take turns to ask and answer the questions.

1. What after-classes activities can children take up?
2. What clubs and sections do you have in your school?
3. How can attending any club be effective in your studies at school?
4. Do you attend any club or section?
5. Who helped you choose after-classes activities for yourself?

2 Work in pairs. Look at the pictures. Say what after-classes activities children take up.

- 3** Read the article from a teenage magazine. What new pieces of advice have you found for yourself?

How Can You Get Involved?

At the beginning of the school year schoolchildren decide which after-classes activity to take up. Teachers and principals often have a list of activities to join and other teachers make announcements, for example, your history teacher may be the debating team advisor.

Look on school bulletin boards and in the school newspaper. Ask friends what they like. Join now or wait to see what your schedule will be and join later. Talk to the activity advisor before you join. You can ask about:



- **Age.** You may have to be a certain age or in a certain form to join an activity.
- **Physical condition.** If you're joining a team, you may require certain physical conditions. Talking with your family doctor may help you decide whether a team is a good choice for you.
- **Marks.** Many groups require high marks in school subjects to join.
- **Time.** If you're involved in competitive sports, you need to have enough time to practise and compete. Clubs can meet once a week, but some teams have trainings every day after school and at the weekends.

Each school is unique with its own list of after-classes activities, but if you don't find what you want, try other clubs in the place where you live.

- 4** Read and complete the sentences.

1. At the beginning of the school year, teachers and principals often have _____.
2. You can find announcements _____.
3. Join right away or wait _____.
4. Some things to decide before joining any club include _____.
5. Each school is unique with its own _____.
6. If you don't find what you want in your school, you can _____.

Conversation Lab:**Discussing the Choice of After-classes Activities****4. a) Listen and read the dialogue.**

A: Hi, Steve! Have you read the announcement on the school bulletin board?


B: Do you mean the one which invites the 10–13 year olds to join one of the school sports clubs?

A: Yes, I do. What about joining the basketball club? I think we both have the physical conditions it requires.

B: Your idea sounds really great. Do you have enough time to practise three times a week?

A: I hope I do. Nevertheless, I'll have to make changes in my daily timetable.

b) Work in pairs and act out similar dialogues with your friend. Use the information from Ex. 3 on p.52.

5  **Complete the text with the words from the box. Put them into the correct tense form.**

To quit, to enjoy, to plan, to rejoin, to keep, to think, to explain, to take up, to feel (x2), to join, to take, to improve.

Too Much of a Good Thing?

Once you (1) _____ an activity, you have (2) _____ it. You mustn't (3) _____ stressed. It's important (4) _____ a balance between schoolwork, after-classes activities, and your health. If you (5) _____ a club and need (6) _____ for any reason, (7) _____ with the teacher or coach. Be direct and polite and (8) _____ your situation and feelings. Sometimes it's just not the right choice for you or it (9) _____ too much of your time. Perhaps you have (10) _____ your schedule better, (11) _____ your marks in some of the school subjects and (12) _____ later. You won't help yourself or the group if you (13) _____ of your homework during a training or (14) _____ tired during practice. Saying "no" can be the most responsible thing to do.

Lessons 10–11. School in the News

- 1** Look at the pictures. Say why you think these students have become successful. What made them struggle for the best results?



- 2** Read the newspaper article and say what the students in some American schools are paid for.

Should Students Get Paid for Good Grades¹?

Nowadays schools in the USA struggle to find ways to motivate students to stay in school and prepare for standardized tests better. More administrators are considering rewards, including cash for the best students. Several New York City schools are offering cash prizes based on attendance records and standardized test scores. Fewer than 10,000 students are in the city's pilot program. If the results are positive, the others may follow it.

Some educators think that such programs ought to be given a chance. Schools in states like Massachusetts and Texas already reward children for perfect attendance, or for reading a certain number of books.

Critics, however, say that such programs will lead to higher test scores among at-risk students. Besides, if students are only motivated to learn because of money they are paid, they may never learn to study for the sake of knowledge.

- 3** Read and tick the statements T (True) or F (False).

1. Schools in the USA struggle to find ways to motivate students to stay in school and prepare for standardized tests better.
2. More administrators are against cash rewards for the best students in class.

¹ Grades (AmE) = marks (BrE).

___ 3. Only students in high school can get a cash prize based on attendance records and standardized test scores.

___ 4. Fewer than 10,000 students are in the city's pilot program.

___ 5. Educators think that such programs ought to be given a chance.

___ 6. Critics, however, say that money mustn't motivate the students to study better at school.

4 Work in small groups. Discuss the questions.

1. Does your school reward students for the achievements in studies?
2. Who can become a top student?
3. If the students are paid for their school results, do you think it can make a difference to their attitudes towards studies?

Grammar Lab:

Sentences with the Conjunctions *If...* and *Unless...*

We use the conjunction *If...* in a compound sentences to talk about two possibilities.

You have to observe some punctuation rules.

1. Start with *If* and use a comma (,).

If the results are positive, the others may imitate it.

2. Put *If* between the two parts of the sentence. Don't use a comma then.

The others may follow it if the results are positive.

We use the conjunction *Unless* to mean '*If... not*'. We use positive form of a verb in this part of a sentence.

You can't get a cash prize unless you get good results in your tests.
(= *You can't get a cash prize if you don't get good test results.*)

5 Use *If* to put the sentences together in two ways.

Example:

Mike works hard at his homework. He probably has the best test results in class.

If Mike works hard at his homework, he probably has the best test results in class.

Mike probably has the best test results if he works hard at his homework.

1. He trains a lot. He can win the school running competition.
2. I can't solve this problem. I can ask my teacher for help.


3. You look tired. Why don't you have a rest?
4. Our class wins the school basketball competition. We get a prize.
5. They are good students. They keep the school rules.
6. Ann is a monitor in our class. She gets higher test scores.

6 Rewrite the sentences using the conjunction *Unless*.

Example:

Children can't be rewarded if they don't follow school rules. – Unless children follow school rules they can't be rewarded with a cash prize.

1. You can't hear all the teacher's explanation if you don't come on time for the lesson.
2. If you aren't ready for the lesson, you can't answer the teacher's questions well.
3. You aren't the best student in class if you sometimes don't wear a school uniform.
4. If she doesn't pass her exam, her parents can't be happy.
5. My father doesn't drive me to school in his car except if I'm really late.
6. We usually go to the cinema on Sundays if we aren't busy with our homework.

7  Write a letter to a newspaper. Present your point of view on the article of Ex. 2 on p. 54. Use the questions below and the sentences with *If* or *Unless*.

Do you think students need the promise of rewards to get good grades?

What's your major reason for studying better?

Do your parents reward you for high test scores?

Does the school reward you? Do you think cash rewards make any difference in how you approach schoolwork?

Do you think it's right for schools to give cash to some students just for their attendance records and standardized test scores?

Lesson 12. Planning the School Newspaper



Project Work

- 1 **Work in groups.** You are having a class meeting. You want to design a new issue for your school (class, etc.) newspaper. Share the roles. (See p. 30.) Follow the recommendations given below. Discuss your plans.
- 2 **Write articles and design a newspaper.** Present it to your classmates (schoolmates).

Your Assignment

Your job is to decide on the school events or achievements you would like to write about. Complete the following information about the organization of the newspaper issue.

Name of the newspaper _____

Target readers _____
(class, the entire school, parents, teachers)

The motto of the issue _____

Editor(s)-in-Chief _____

Copy Editors _____

Production / Design Decisions

Number of pages _____

Number of columns _____

Type of production _____

Editorial Decisions

Type of news sections _____

Journalists assigned _____

Interviews _____

Art / Design Decisions

Designers assigned _____

Locate or design art for stories _____

Deadlines!

Date news and feature stories must be completed _____

Date articles will be prepared for printing _____

Date newspaper will be printed _____

Date newspaper will be distributed _____

Lesson 13. Grammar Revision

1 Ask questions to get more information.

1. My friend goes to a comprehensive school in London.
2. I want to get the highest marks in my school tests.
3. Our school life is very interesting.

2 Put the verbs in brackets into the correct tense form and voice.

Mark _____ (to be) 13 years old. He _____ (to live) in Manchester and _____ (to go) to a grammar school.

Mark _____ always _____ (to enjoy) using computers. He _____ (to start) using them three years ago. He _____ (to use) it to write his English compositions. This year, Mark _____ (to do) very well in his school tests and, as a reward, his parents _____ (to buy) him a modem. A modem _____ (to allow) his computer to 'talk' over the telephone to other computers. Mark _____ (to use) his modem for a few weeks now. He _____ (to send) messages to his friends all over the world. He _____ even (to play) computer games with his friends in Australia.

3 Write the sentences using the conjunctions *If* or *Unless*.

1. I have time / I go to the cinema.
2. Sue finishes her homework / she can't play computer games.
3. Bill learns the grammar rules / he will make mistake.
4. The school holidays start / we can't have a rest.
5. Steve improves his test results / he can't join the swimming club.
6. They buy a modem / they can't surf the Internet.

4 Read the text. Find the verb in each sentence and say what tense form it is used in.

Many children enjoy school every day, but some of them only like it on holidays when it's closed. We decided to make all our children happy at school. So we organized a composition contest "The Funniest School Day in My Life". All the children enjoyed it. They told us many funny stories to amuse us. We've made "The Golden Book of School Stories" and now you have a good chance to read it.

One day Sharon brought a wonderful essay to school. Her English teacher looked through the essay attentively and said, "Sharon, this essay looks as if your mother wrote it."

Sharon was a clever and fun-loving girl. She answered immediately, "I borrowed my mum's pen, Miss."

Harry is always cheating at the lessons. So his teachers try to prevent his cheating. One day Miss White said, "I hope I didn't see you cheating, Harry." Harry smiled and answered, "I hope you didn't either, Miss."

Conversation Lab

5 Read and act out the situations.





1. Ask your friend questions about his school. Ask about the type of school he goes to and the school rules.
2. Talk about school subjects you are good at (fond of). What motivates you to study them and to get the highest marks: your own wish to get good knowledge, your parents or teachers' encouragement or cash prizes.

6 Write a short story "The Funniest School Day in My Life".




Self-Assessment

Think of your records. Tick how well you know it.
4 = very well, 3 = OK, 2 = a little, 1 = needs to improve.


	Now I can...	4	3	2	1
	<ul style="list-style-type: none"> talk about stages of education in Ukraine talk about different types of schools in Ukraine and Great Britain ask and present information about school subjects and school rules 	<input type="checkbox"/>	<input type="checkbox"/>	<input type="checkbox"/>	<input type="checkbox"/>
	<ul style="list-style-type: none"> understand information during a discussion understand the information of the interview 	<input type="checkbox"/>	<input type="checkbox"/>	<input type="checkbox"/>	<input type="checkbox"/>
	<ul style="list-style-type: none"> read and understand a magazine article find the necessary information in the text look for the details in the text to support the personal idea of the discussed questions 	<input type="checkbox"/>	<input type="checkbox"/>	<input type="checkbox"/>	<input type="checkbox"/>
	<ul style="list-style-type: none"> write a letter to a newspaper write a short story 	<input type="checkbox"/>	<input type="checkbox"/>	<input type="checkbox"/>	<input type="checkbox"/>

UNIT 3

Books and Writers



PHILIP POTTER WITH
THE PHILOSOPHER
STONE
J.K. ROWLING



In this unit you will...

Listen, read and talk about...

- the habit of reading
- literary genres
- different kinds of books
- your favourite books and literary characters
- British and Ukrainian writers
- a modern school library
- library rules

Learn how to...

- order books in a library
- ask for smb.'s opinion
- express your own opinion about the book you've read

Practise/Revise...

- tense forms
- Passive Voice
- Future Simple Passive Voice
- the Reported Speech: Orders and Instructions

Write/Make...

- a book review
- an article to a school newspaper
- a biography of a writer



Lessons 1–2. Stories, Stories, and Stories...


- 1** a) Read and match the titles of the books (1–8) with the names of the writers in the box. Then say as in the example.

Example:

The book “The Adventures of Sherlock Holmes” was written by Sir Arthur Conan Doyle.

J. Tolkien, Robert Louis Stevenson, Arthur Conan Doyle, Charles Dickens, Mark Twain, William Shakespeare, Rudyard Kipling, Joanne Rowling.

1. “The Adventures of Sherlock Holmes”.
2. “The Lord of the Rings”.
3. “Oliver Twist”.
4. “Romeo and Juliet”.
5. “The Jungle Book”.
6. “Treasure Island”.
7. “Harry Potter and the Philosopher’s Stone”.
8. “The Adventures of Tom Sawyer”.



b) Work in pairs. Look at the book covers on page 62. Take turns to ask and answer the questions.

Which books have you read?

Which books would you like to read?

Do you know any other books by the same authors?

2 Read Jane's letter about her reading habits. Say what kinds of books she likes to read.

Dear Ann,

I'm glad to know that you enjoyed the books I sent you for Christmas. These are very popular among the teenagers in England. I don't think that it was difficult for you to read them as your knowledge of English is quite good.

To my mind, the **habit** of reading is a great thing. You never feel lonely and can easily find something for yourself to read on every possible occasion. Books are necessary for me. I never travel very far without taking one with me. I have even developed a habit of reading in the evening before going to bed.

You've asked me for advice on a book to read. That's a very difficult question. How can I **possibly** know what will interest other people? And you haven't mentioned in your letter whether you want to read adventure stories and science fiction, dramas, or poems.

There are books of all kinds. Volumes of verses, plays, biographies, short stories and novels. Have you ever heard about Francis Bacon, who lived about the same time as William Shakespeare? He wrote, "Some books are to be tasted, others to be swallowed, and some few to be **chewed** and **digested**." I can't give you better advice.

In my opinion, adventure stories are "to be tasted". You don't watch the time when you are reading them. The pages are just melting like the ice cream under the hot sun. The books you are fond of are "to be swallowed". As for me, these are detective stories. Classical novels are usually read slowly and carefully. The author always makes you think of the things and the events he or she writes about.

All in all, reading books broadens our outlook, develops our artistic taste, reflects the real life and provides us with the information about the past.

Write me soon and tell me about your choice. Enjoy reading stories in English!



Yours,
Jane.

3 Read and tick the statements T (True) or F (False).

- ___ 1. Jane writes a letter to give a piece of advice on reading.
 ___ 2. It's difficult for Ann to read in English.
 ___ 3. Jane hasn't developed good reading habits yet.
 ___ 4. There are books to satisfy any taste.

4 a) Do the quiz.

- A(n) _____ story is an exciting story about a hero who goes on an unusual journey and does new and dangerous things.
 a) comedy b) adventure c) detective
- A _____ story is about events that take place in the future or in space and it usually describes strange creatures and robots.
 a) mystery¹ b) drama c) science fiction
- A _____ is a serious and emotional play, written for the theatre, television or radio.
 a) drama b) comedy c) novel
- A _____ is a story about a crime or a strange event that is difficult to explain.
 a) mystery b) legend c) fairy tale
- A(n) _____ is a funny story with a happy ending.
 a) adventure b) myth c) humorous story
- A _____ is the story of a person's life written by another person.
 a) novel b) biography c) history

b) Listen and check your answers.**c) Look and say what literary genres these books are.**

¹ A mystery – таємниця, містична історія.


5 Work in pairs. Take turns to ask and answer the questions.

Questions	You	Your friend
Why do you read? ● for information ● for fun ● to spend some time What kind of books do you like to read? ● adventure books ● novels ● plays ● detective stories ● science fiction ● biographies ● history books ● other Where do you get books from? ● the school library ● the local library ● my home library ● a bookshop ● the Internet ● your friend		

6 Say what you have found out about your friend. Are your literary tastes the same or different?

Conversation Lab

7 Speak in class. Talk about your reading habits. Who are your favourite authors and literary characters? What genres of literature do you like to read?

8  Write why you enjoy reading books and what genres of literature you're fond of. Use the word combinations: *to tell smb. about the surrounding world*, *to develop artistic taste*, *to broaden smb.'s outlook*, *to entertain*, *to give information*, *to provide smb. with facts about life in the past*, *to reflect the real life*, *to focus smb.'s attention on smth.*, etc.

Lessons 3–4. The Story of a Book

- 1 Look at the pictures. Say how the book has changed since old times.



The Celts / to carve
runes on the stones



The Slavs / to write on the bark of a birch tree



Egyptians / to use papyrus



Modern people /
to print books

Example:

Egyptians used papyrus to write on.

- 2 Work in pairs. Act out a dialogue. Talk about the role of books in people's life.

Example:

A: What can we learn from ancient manuscripts?

B: They provide us with facts about life in the past, explain how the life has changed over the centuries and share the knowledge of the people who lived centuries ago with future generations.

A: I think we're really lucky to have books today! If we could travel back in time, we would discover that books were rare and valuable then. Five thousand years ago in Mesopotamia, the Sumerians tied their clay tablets together with twine and stored them in baskets. At about the same time in history, Egyptian scribes kept track of papyrus scrolls in the temples, but the average Egyptian never saw those books and definitely couldn't take them home!

B: These were the Greeks who gave everyone access to books because they loved learning. Their libraries contained scrolls on all subjects ranging from mathematics to myths. They built the most magnificent library in the world in Alexandria. ...

3 Read the text and think of a good title to it. Say where the books come from.

It was Saturday morning. A little schoolgirl was reading a book in the kitchen while her mother was cooking dinner. Suddenly she asked, "Mummy! Where does my book come from? How will a new book appear?" Her mother finished cooking, smiled and began a story.

"Early in the morning a group of **woodcutters** will start their work. Many machines will help them cut trees and peel away the branches.

Along the forest road lorries will hurry to help the woodcutters. The lorries will get the logs to the woodworking plant. Any **paper mill** consists of many different workshops. At first the bark will be **removed** from the logs. Then the logs will be **chopped up** very small, and mixed up with water to get a **pulp**. This will be **rolled out** into a long stripe and sent to the next machine. At last, the endless paper sheet will come off the machine and will be wound into a large roll.

But paper is not enough to make a book. Somebody will have to write it. It can be very difficult to write a good book. A writer should know much and have a talent for writing. What is the book without pictures? So a painter will help you see the main characters and places in your book.

At the printing shop the writer and painter's work will meet with paper and paints. First, a big clean sheet of paper will go into the printing press. As soon as the paper goes through the press, it will pass over each of four **inked** plates in turn. Ready-made pages of the future book will be then cut, stacked and sewn. The last machine will "dress" the book in its cover. Now a new book is ready.

New books will lie in a storehouse. They need readers. Soon lorries will carry them to the libraries and bookshops."

The girl liked her mother's story.

"I think, you can also become a writer, Mum," she smiled.



"Where does my book come from?"

4 Read the sentences and order them according to the text of Ex. 3.

- _____ 1. The bark will be removed from the logs and then they will be chopped up very small.
- _____ 2. It is very difficult to write a good book.
- _____ 3. A painter will help you to see heroes and places in your book.
- _____ 4. The endless paper sheet comes off the machine and is wound into a large roll.
- _____ 5. Machines help people to cut the trees and peel away the branches.

Grammar Lab: Future Simple Passive Voice

We use the Passive Voice if we don't know, don't care or don't want to say who (or what) does, did or will do the action.

The Active sentences focus on what **the person (subject)** does, did or will do. The Passive sentences focus on **the object** of the action.

Compare:

They will remove the bark from the log. (Active Voice.)

The bark will be removed from the logs. (Passive Voice.)

We form the Passive Voice by means of the verb **to be** and **the third form** (Past Participle) of the main verb.

Future Simple Passive Voice

Positive			Negative		
I/we	will (shall) be	visited. built.	I/we	won't (shan't) be	visited. built.
You/They/ He/She/It	will be		You/They/ He/She/It	won't (will not) be	

Question	Answer
Will (Shall) I be visited by my friends tomorrow?	Yes, I will (shall). / No, I won't (shan't).
Will it be built by builders?	Yes, it will. / No, it won't (will not).
Will they be visited by their relatives?	Yes, they will. / No, they won't (will not).

5 a) Look through the text of Ex. 3 on p. 67. Find and write down the sentences in the Future Simple Passive Voice.

b) Ask and answer questions to these sentences.

Example:

The bark will be removed from the log.

Will the bark be removed from the log?

What will be removed from the log?


6 Write sentences in the Future Simple Passive Voice. Use the verbs from the word bank.


To give, to show, to build, to publish, to tell, to meet.

1. The film about Tom Sawyer _____ on TV tonight.
2. The new library _____ in the city centre.
3. The writer _____ at the airport tomorrow.
4. An interesting fairy tale _____ in the evening.
5. This book _____ next week.
6. The last issue of the magazine _____ in three days.

Conversation Lab

- 7** Look and order the pictures. Describe the process of making a book. Use the Future Simple Passive Voice.



- 8**  Put the verbs in brackets into the Future Simple Passive Voice. Then write negative sentences and questions.

1. This book _____ (to discuss) at the lesson of World Literature.
2. The pupils of our class _____ (to take) on an excursion next Friday.
3. The composition about Rob Roy _____ (to write) tomorrow.
4. The catalogue of books _____ (to make) next week.
5. The dictionary _____ (to use) while reading the text in English.
6. This information _____ (to include) in the new edition of the encyclopedia.
7. The school library _____ (to visit) tomorrow.

Lessons 5–6. A Trip to the Library

Listening Lab

- 1 Look at the picture. Work in pairs. Discuss the questions.



1. What kind of building do you see in the picture?
2. What are the people doing?
3. Who do you think they are?
4. Do you know anything about this famous place of the ancient world?
5. What happened to all the manuscripts which were stored there?

- 2 a) Listen to the text about the most magnificent library in the ancient world. Where was it situated? Say what these numbers refer to:

900; 700,000; 100,000.

- b) Read and complete the sentences.

1. The Greeks gave everyone access to books because _____.
2. Their libraries contained _____.
3. The most magnificent library was _____.
4. It contained _____.

- 3 Read the text. Say what services the modern library offers to the readers.

A Trip to the Library



Molly phoned her friend Anika.

“What are you up to?” she asked.

“I’m going to the library,” Anika said, “Do you want to go with me?”

“The library?” Molly asked, “What are you going there for? It’s so boring!”

“I love going to the library!” Anika **exclaimed**. “There’s so much to do there. You can find interesting encyclopedias, surf the

Internet and listen to modern music there. You can even participate in different contests and meet new friends. I think you’ll like it there.”

Molly couldn’t think of anything better to do right then. So she agreed.

When they got to the library Molly said, “OK, we’re here. Show me what’s so exciting about it. It looks like a bunch of old, boring books to me. And you have to be so quiet.”

“We are in **the Reading Room**. Please, be quiet, and don’t bother people. They are working,” Anika told her.

They began to walk around. Molly noticed people working on the computers. Some of them were typing. The others were surfing the Internet. Everybody was busy.

Then they went to the **Multimedia Hall**. The librarian showed a good collection of modern and classical music to them.

“I like it here,” said Molly. “Can I **sign up for your library?**”

“Sure. You can sign up at the registration desk. It’s downstairs, on the ground floor.”

The librarian was a very kind woman. She took Molly around and showed her all the library collection of fiction and non-fiction books.

“You can find any book you want here. **Fiction** is a type of literature that describes imaginary events and people, not real ones. **Non-fiction** deals with facts, not imaginary stories. If there isn’t the book you are looking for on the shelves we can order it in the **Interlibrary Exchange** and your books will come in two days.”

The librarian helped Molly to choose a book. Anika took the books she needed for her school lessons at **the Book Borrowing Department**. Then the librarian stamped the books and said, “Return the books in two weeks. Thank you for your coming.”

Molly and Anika thanked the librarian and went home happy.



4 Look through the text of Ex. 3 and say where in the library you can:

- sign up for the Book Borrowing Department;
- work on the computer or surf the Internet;
- listen to music;
- read a book;
- ask a librarian for advice;
- find encyclopedias and reference books;
- borrow books.

Grammar Lab:**Direct / Reported Speech: Reported Orders and Instructions**

Direct Speech is exactly what someone says. **Reported Speech** is the exact meaning of what someone said, but not the exact words.

Reported Orders and Instructions

To report orders or instructions we use the verbs *to tell smb.*, *to ask smb.*, etc. followed by a *to-infinitive*.

"Help me, please, Dan," Steve asks. (Direct Speech.)

Steve asks Dan to help him. (Reported Speech.)

"Read this story, Ann, please!" my teacher asked me. (Direct Speech.)

The teacher asked me to read a story. (Reported Speech.)

"Don't bother people in the Reading Room, Molly," Anika says. (Direct Speech.)

Anika asks Molly not to bother people in the Reading Room. (Reported Speech.)

- 5** Look at the table and say what the librarian asks the children to do/not to do.

**LIBRARY RULES**

1. Return the books in time.
2. Keep the books clean and tidy.
3. Use book marks.
4. Don't make drawings on the margins.
5. Don't make dog ears.
6. Don't tear the pages.
7. Don't colour the pictures in books.
8. Don't cut out the pictures.
9. Don't lose books.

Example:

The librarian asks the children to return the books in time.

- 6** Work in pairs. Read the information from the Internet about Green Hill Library, the UK. Take turns to ask and answer the questions.

1. Where is the library situated?
2. What kind of books can you borrow there?
3. What are the library's opening hours?
4. What kinds of services does the library offer to its visitors?

Green Hill Library

Address

Park Lane
Sunderland
SR5 4BW

Tel: (0191) 5289203

E-mail: Greenhill.Library@sunderland.gov.uk



Opening Hours

Monday 9.30am – 7.30pm
Tuesday 9.30am – 5.00pm
Wednesday 9.30am – 7.30pm
Thursday 9.30am – 5.00pm
Friday 9.30am – 5.00pm
Saturday 9.30am – 4.00pm


As well as brand new fiction and non-fiction books, Green Hill offers everything a person would expect from a modern library including free Internet access, CDs, study support groups, children's storytime sessions and more.


Services

- Activities for children
- CD/DVD for loan
- Disabled Access*
- Internet Access
- Photocopying
- Reading Clubs
- Storytimes for children
- Study Support Groups
- Talking Books

Conversation Lab

7 Speak in class. Look at the pictures. Talk about modern libraries. What kinds of services do they offer to the visitors?



8  Write about your school library. What services does it offer? Does the library have a good collection of books? How often do you visit it? What would you like to change in your school library?

Lessons 7–8. Taras Shevchenko

- 1 Work in pairs. Look at the pictures. Say what you know about these Ukrainian writers and their literary works.



Taras Shevchenko



Ivan Franko



Lesia Ukrainka

- 2 Read the text about Taras Shevchenko. Say what facts in his biography impressed you most.

Taras Shevchenko

A brilliant Ukrainian poet and artist Taras Gryhorovych Shevchenko (March 9, 1814 – March 10, 1861) was born in the village of Moryntsi in the family of **serfs**. He lost his mother at the age of nine. Though his father was a **shepherd**, he could read and write and it was possible for him to teach his children. Taras's childhood was very hard. When Taras was eleven, his father died. So, the boy was **orphaned** and grew up in **poverty** and **misery**. The boy had a special talent for drawing.

At the age of 14 he became a servant ("a houseboy") in the house of his owner, P. Engelhardt. P. Engelhardt noticed Shevchenko's artistic talent and **apprenticed** him to the painter V.V. Shyriayev for 4 years. At that time he met the Russian painter K. Bryulov.

K. Bryulov painted the portrait of the Russian poet V. Zhukovsky and sold it for 2500 roubles. The money was used to buy Shevchenko's **freedom** from P. Engelhardt in 1838. Shevchenko was admitted to St. Petersburg Academy of Arts where he studied under K. Bryulov.



T. Shevchenko's **literary activity** began in 1838. In 1840 he published his first **collection of poems** "Kobzar".

Taras Shevchenko has an important place in the Ukrainian history. He was the founder of the new Ukrainian literature. He **established** Ukrainian as the national literary language.

It's interesting to know that there is a monument to T. Shevchenko in the USA, in Washington D.C.

3 Work in pairs. Take turns to ask and answer the questions.

1. When and where was T. Shevchenko born?
2. Was he orphaned in his early teens?
3. Why did he grow up in poverty and misery?
4. What happened to Taras when he was 14 years old?
5. What did P. Engelhardt notice?
6. How did T. Shevchenko become free?
7. Where was he admitted in St. Petersburg?
8. What book did he publish in 1840?
9. What is Shevchenko's role in the history of the Ukrainian literature?

Reading Lab: Jigsaw Reading

4 Work in groups. Read Taras Shevchenko's poems in English and do the tasks. Can you recite these poems in Ukrainian?

Group A:

Kobzar

Translated by *John Weir (1961)*

The mighty Dnieper roars and bellows,
The wind in anger howls and raves,
Down to the ground it bends the willows
And mountain-high lifts up the waves.

The pale-faced moon picked out this moment
To peek out from behind a cloud,
Like a canoe upon the ocean
It first tips up and then dips down.
The cocks have not proclaimed the morning,
There's not a sound as yet of man,
The owls in glades call out their warnings,
And ash-trees creak and creak again.

1838



Questions:

1. How does Taras Shevchenko describe the Dnipro River?
2. What is the weather like in the poem?
3. What helps you see the picture of the Ukrainian nature?
4. What feelings does the poem awaken in readers?



Group B:

Testament

Translated by *John Weir*

When I die, pray, bury me
 In my beloved Ukraine,
 My tomb upon a grave mound high
 Amid the spreading plain,
 So that the fields, the boundless steppes,
 The Dnieper's plunging shore
 My eyes might see, and my ears hear
 The mighty river roar.

When from Ukraine the Dnieper bears
 Into the deep blue sea
 The blood of foes... then will I leave
 These hills and fertile fields –
 I'll leave them all and fly away
 To the abode of God,
 And then I'll pray... But till that day
 I nothing know of God.

Oh bury me, then rise ye up
 And break your heavy chains
 And water with the tyrants' blood
 The freedom you have gained.
 And in the great new family,
 The family of the free,
 With softly spoken, kindly word
 Pray, men, remember me.

[1845]

(Taken from *Taras Shevchenko. Selected Works : Poetry and prose.*
Progress Publishers, Moscow, [1964])

Questions:

1. Which words in the poem show that the poet really loved his Motherland?
2. What future did he pray for his countrymen?
3. What kind of a country was the poet dreaming of?
4. Did he believe that people could gain their freedom?

Listening Lab

5 a) Listen to the text about T. Shevchenko's works. Choose and tick the statements T (True) or F (False).

- ___ 1. "Kobsar" is the name of his second small collection of poems.
- ___ 2. His poem "Gaydamaky" was based on the Ukrainian historical themes.
- ___ 3. In his poems he depicted the mother as the most wonderful sacred person on the Earth.
- ___ 4. He wrote of his hatred to any oppression.
- ___ 5. T. Shevchenko described old themes and images in Ukrainian literature.
- ___ 6. He wrote about things that were quite usual for those days.

b) Listen to the text again and complete the sentences.

- 1. "Kobzar" is _____.
- 2. He wrote a ballad _____.
- 3. It was a tragic story of _____ who had been seduced¹.
- 4. In his poems he wrote of his love for homeland and _____.
- 5. _____ that's why he is a national poet, a poet of the people.
- 6. _____ wrote of the fight for spiritual freedom.
- 7. T. Shevchenko brought completely new _____.

6 Speak in class. Talk about Taras Shevchenko and his poems.

7  **Report the statements.**

- 1. Ann: "Give me a book by T. Shevchenko, please."
- 2. Dan: "Tell me more about this collection of poems, please."
- 3. Steve: "Don't forget to write a book review for Monday."
- 4. A teacher: "Read the book about T. Shevchenko's literary activity."
- 5. A teacher: "Learn one poem by Lesia Ukrainka by heart."
- 6. Jack: "Don't express your opinion about the book you haven't read."
- 7. A librarian: "Write a letter to the author of this book, Ann."
- 8. A teacher: "Draw a picture to your favourite poem, children."
- 9. Miss Alison: "Look at the photo of the monument to Taras Shevchenko in Washington, D.C."

¹ Had been seduced – була зваблена.

Lesson 9. The British Writers

- 1 Look at the pictures. Say whom of these English writers you know. Which of their literary works have you read?



William Shakespeare



Robert Burns



Sir Arthur Conan Doyle



Rudyard Kipling

- 2 Read the text and answer the questions.

1. Why is Robert Burns honoured as a national poet of Scotland?
2. When and where was he born? What was his childhood like?
3. Where did the poet get his education?
4. What role did the boy's father play in his life?
5. What movement in literature does he belong to?
6. Which of his poems and songs are well-known today?

Robert Burns

Robert Burns (January 25, 1759 – July 21, 1796) is the Scotland's favourite son. He was a poet and a **lyricist**. Nowadays his birthday, the 25th of January, is celebrated as a national holiday in Scotland.

The poet was born in Ayre, and was the eldest of the seven children in a family. He had little regular schooling, and got much of his education from his father, who taught his children reading, writing, arithmetic, geography, and history, and also wrote for them *A Manual of Christian Belief*.




Robert had a very difficult life. By the age of fifteen Robert Burns was the main helper to his father on a farm. That was the time when he started writing his poems. He had a chance to study only when the harvesting season was over.

Robert Burns is regarded as a pioneer of the **Romantic Movement*** in literature. As well as making original compositions, Burns also collected folk songs from across Scotland. He often **revised** or **adopted** them. His poem (and song) *Auld Lang Syne* is often sung at

Hogmanay* (New Year). Some other poems and songs by R. Burns that remain well-known across the world today, include *A Red, Red Rose*, *A Man's A Man for A' That*, *My Heart's in the Highlands*.

3 Look at the pictures of the Highlands of Scotland and describe them. Use the words:

Nouns	A hill, a waterfall, a valley, a peak, a lake, nature, a stream, the sky, a view, a mountain.
Adjectives	Woody, enchanting, snowy, breathtaking, picturesque, clear, marvellous, fabulous, scenic.



4 a) Listen and read the poem by Robert Burns.

My Heart's In the Highlands

My heart's in the Highlands, my heart is not here,
 My heart's in the Highlands a-chasing the deer,
 A-chasing the wild deer and following the roe -
 My heart's in the Highlands, wherever I go!

Farewell to the Highlands, farewell to the North,
 The birthplace of valour, the country of worth!
 Wherever I wander, wherever I rove,
 The hills of the Highlands forever I love.

Farewell to the mountains high cover'd with snow,
 Farewell to the straths and green valleys below,
 Farewell to the forests and wild-hanging woods,
 Farewell to the torrents and long-pouring floods!

My heart's in the Highlands, my heart is not here,
 My heart's in the Highlands a-chasing the deer,
 A-chasing the wild deer and following the roe -
 My heart's in the Highlands, wherever I go!

By Robert Burns

b) Work in pairs. Ask and answer the questions.

1. Does the poem help you to imagine the author's native land?
2. What words does he use to describe it?
3. How does he express his love to his native land?

Conversation Lab

5 Speak in class. Talk about Robert Burns and his poems.

6  Put the words in brackets into the correct tense form.

1. The story _____ (to make) into a film last year.
2. The book _____ (to return) to the library tomorrow.
3. The biography of this writer _____ (to study) by many scientists in future.
4. Young William Shakespeare _____ (to learn) to read Latin and Greek, and he _____ (to study) the Roman classics.
5. "To be or not to be; that is the question," _____ (to be) a well-known phrase by William Shakespeare, but many facts about his life _____ (to remain) a mystery.
6. _____ you _____ (to read) any poems by Robert Burns?

Lesson 10. A Book Review

Listening Lab

- 1 a) Listen to the dialogue and tick (V) the correct box.



A book review is _____.

- brief information about the author
- a short report about a story
- a description of a favourite episode of a story

- b) Listen again and say why people write book reviews.

- 2 Read the book review. Say in which paragraph Dan:

- gives his opinion of the book;
- describes what happens in the book;
- gives brief information about the book and its author.



A Book Review

By Dan

One of my favourite books is "Harry Potter and the Philosopher's Stone" by J. K. Rowling. It's a fantasy story set in Hogwarts School, England.

It's the story of a boy called Harry Potter who became **an orphan** very early. He **goes through wonderful adventures** together with his friends. Harry is **a model character** who is full of courage and the **determination** to live and cope with all the difficulties which are thrown at him.

The plot has a number of interesting twists and the ending of every chapter is very exciting. When Harry Potter is 11 years old, he is admitted to Hogwarts School of magicians. At school he gets acquainted with Hermione and Ron. They become his close friends and supporters in everything he does. It happens so that Harry is involved in the story connected with the philosopher's stone. Harry starts fighting with evil. He proves to be a courageous boy. He becomes the winner in the battle with Voldemort. His achievements prove his unusual abilities and his life mission.


I liked the book for a number of reasons. The author has created an amazing fantasy world. The story is enchanting and I found it difficult to put down. The characters are **convincing**, and I **identified strongly** with Harry. I love all the adventures, the jokes and **magical spells** in this book.

Harry Potter is a story about relationships between people, and what they mean in our lives as much as those of the characters. It's a story about hope. It shows that even in the face of certain death we as people can still smile, hold our heads up high, honour those we love and stay true to the people we are.

The book teaches us to respect our teachers and elders and respect everyone.

The Harry Potter books are all different. They have the power to help kids navigate the trials of growing up. That's why they have thrilled, inspired, and excited me. It is a remarkable display of the power of literature.

I thoroughly recommend Harry Potter and the Philosopher's Stone and all other books in the series to both children and adults.



3 Read the book review and tick the statements T (True) or F (False).

- _____ 1. Harry Potter and the Philosopher's Stone was written by J.K. Rowling.
- _____ 2. The story is set in Scotland.
- _____ 3. The main character is a girl.
- _____ 4. Dan liked the book very much.
- _____ 5. The book has helped Dan to find new friends.

Writing Lab: Writing a Book Review

When you write a book review you should:

1. Name the title and the author.
2. Say what kind of book it is.
3. Write about the contents of the book and its main characters.
4. Write what your opinion of the book is.
5. Write who you would recommend the book to.

You can use the phrases below as a plan.

It's the story of...

It was written by...

The main character is...

The plot's set in (a place)...

I identified with (a character)...

It's (a type of a story)...

There's a twist at the end of...

The ending is (very exciting/moving/interesting).

I liked the book because...

I thoroughly recommend it to...

4 Work in groups. Choose a book that you have read. Write notes under the headings (1–5) from the Writing Lab above.

5 Speak in class. Use your notes and the phrases from the box above to talk about the book you've discussed.

6  Write a review of your favourite book. Use the recommendations from the Writing Lab.

Lesson 11. Readers in the News

- 1** Read the statements below. Tick them T (True) or F (False). Explain why you think so.
- ___ 1. Nowadays not many children have developed the habit of daily reading.
- ___ 2. Nowadays paper books have become old-fashioned. The Internet has replaced them.
- ___ 3. The only serious books which the teenagers read nowadays are school textbooks and those titles which are included into the curriculum.
- 2** Read the newspaper article. Say what facts you were impressed with most of all. Do you agree with the reporter?

Did Harry Potter Make Kids Better Readers?

Now that readers know that Harry Potter **survived** his battles with Voldemort in the seventh and final book in the series by J.K. Rowling, there is one mystery still to be solved: Will young people who enjoyed the Harry Potter stories continue to read books in record numbers? Or were the Potter books a **phenomenal** event that cannot counter **long-term trends** showing that kids simply read less than they used to? A 2006 study **sponsored** by Scholastic, Rowling's U.S. publisher, found that 51 % of Harry Potter's readers said they were not regular readers before the series but they are now. The same study found that 65 % of Potter readers reported doing better in school than before they started reading the books – and that their parents agreed.

"What we need is a Harry Potter every week," NEA¹ **chairman** Dana Gioia stated. "Reading one big book a year is no **substitute** for the habit of daily reading." **Unfortunately**, the percentage of young people who read for fun **declines** from 43 % of fourth-graders to 19 % of eighth-graders.

Librarians and booksellers are trying to capitalize on the Potter craze and introduce young people to other fantasy-themed books and adventure classics, but they have to compete with video games, the Internet and TV.

- 3** Work in pairs. Choose the correct item to answer the questions.
1. What is the article about?
 - a) The Harry Potter books.
 - b) The habit of reading.
 - c) The problems of education.
 2. What does the article say about the Harry Potter books?
 - a) They are really interesting.
 - b) They make teenagers develop a habit of daily reading.
 - c) They shouldn't be published.

¹NEA – National Education Association, the USA.

3. How did the Harry Potter books influence the children's school results?
 - a) They became better.
 - b) Children started reading books about Harry Potter and stopped reading school textbooks.
 - c) They made children become interested in other fantasy-themed books.

4. What don't librarians and booksellers do?
 - a) They don't try to capitalize on the Potter craze.
 - b) They introduce young people to other fantasy-themed books and adventure classics.
 - c) They sell more Harry Potter books and buy more Harry Potter books to the school libraries.

Conversation Lab

- 4 Work in groups. Have a class discussion. Express your personal opinion. Use the phrases: *I'm sure...*; *It's quite true that...*; *I don't think...*; *By the way, ...*; *However, ...*; *As far as I know ...*, etc.**

Different people have different reading habits. Some people read for pleasure and fun. They choose books according to their tastes and interests. Many people in the modern world read for information. They find facts in the Internet or with the help of modern telecommunication systems.


Group A. You are publishers and booksellers. You think that reading books is an essential part of our life. In our stressful world reading books helps people forget about their busy work in the office and relax at the end of the day. You think that reading for pleasure is more important than reading for information.

Group B. You are experts in Information Technology. You think that reading fewer books does not mean people can't read as well. Electronic literacy may be more critical to young people's future success, and searching for information on the Web may be more challenging than reading a Harry Potter book.

- 5 Report the sentences.**

1. Harry: "I have always believed in my friends."
2. Brian: "Harry Potter books have given me a push in my goal towards being able to read as fast as my mother."
3. Ron: "Harry learns along the way that his lessons are the keys to fighting all his battles when he faces the world alone."
4. The librarian: "Harry Potter books have always been on a waiting list in the school libraries."

5. Miss Alison: "J. Rowling's experience as a teacher helped her to create a character who is so loved by people of different ages."
 6. Jack: "Harry Potter books have affected my life in many ways."

-  **6** Write a letter to a newspaper. Tell the editors what facts in the article of Ex. 2 on p. 84 you agree/disagree with.

Lesson 12. My Favourite Authors and Books



Project Work

- 1** Work in groups. You are having a class meeting. You want to design a newspaper issues "My Favourite Authors and Books". Share the roles. Follow the recommendations given below. Discuss your plans.
2 Design a newspaper. Present it to your classmates (schoolmates).

Name of the newspaper _____

Target readers _____
 (class, the entire school, parents, teachers)

The motto of the issue _____

Editor(s)-in-Chief _____

Copy Editors _____

Production / Design Decisions

Number of pages _____

Number of columns _____

Type of production _____

Editorial Decisions

Type of news sections _____

Journalists assigned _____

Interviews _____

Art / Design Decisions

Designers assigned _____

Locate or design art for stories _____

Deadlines!

Date news and feature stories must be completed _____

Date articles will be prepared for printing _____

Date newspaper will be printed _____

Date newspaper will be distributed _____

Lesson 13. Grammar Revision**1 Put the verbs in brackets into the Future Simple Passive Voice.**

1. *The Testament* by Taras Shevchenko _____ (to learn) for tomorrow.
2. The textbook review _____ (to write) in two days.
3. The Nobel Prize in Literature _____ (to give) to the best writer next year.
4. Our stories _____ (to publish) in the next issue of our school newspaper.
5. The museum of Ivan Franko _____ (to visit) next month.
6. The pictures for the new book _____ (to draw) in three months.

2 Report the orders and instructions given below.

1. Miss Alison says, "Develop the habit of daily reading, children."
2. Mother says, "Wash your hands before reading a book."
3. The reporters say, "Write letters to our newspaper about your favourite book."
4. Tom says, "Find the information about Arthur Conan Doyle, Mike."
5. My brother says, "Don't read this book. It's boring."
6. The librarian says, "Don't keep the books for such a long time, Mary."

3 Put the verbs in brackets into the correct tense form.

Ernest Hemingway, an American writer, _____ (to be) born on July 21, 1899. His parents _____ (to encourage) his many creative beginnings. His mother _____ (to teach) him music and _____ (to take) him to concerts, art galleries, and operas. His father _____ (to teach) him practical skills, like how to build fires, how to use an axe, and how to tie fishing flies.

By the age of three, he _____ (to know) stories about many great men in American history, and he _____ (to collect) cartoons of the Russian-Japanese war. He _____ (to belong) to a nature study group. Ernest _____ (to like) writing and _____ (can / to spell) well. His parents _____ (to teach) him to value physical courage.

Ernest _____ (to show) an interest in writing when he _____ (to be) 12. He _____ (to write) stories about heroes having high-action adventures. In high school he _____ (to write) for the school's weekly newspaper. He also _____ (to take up) canoeing. His motto _____ (to be) 'be afraid of nothing.'

Ernest _____ (to be) an unusual child. No one _____ (to be) too surprised when he _____ (to grow up) to be an exceptional writer.

Conversation Lab

- 4 Work in pairs. Act out a conversation with your classmate about your reading habits.**

Pupil A. You are in the school library. You don't know what book to choose. Your classmate recommends some books on history and geography. You think that their contents will be of no interest to you. You prefer science fiction. Ask him/her for a piece of advice.





Pupil B. You think that books about great historic events are exciting. You advise your classmate to read the books on history and geography which have impressed you. Explain why. Give your advice. Say that your friend can read your schoolmates' book reviews.

- 5 Find information and write a report about your favourite Ukrainian or British writer.**

Self-Assessment

Think of your records. Tick how well you know it.

4 = very well, 3 = OK, 2 = a little, 1 = needs to improve.

	Now I can ...	4	3	2	1
	<ul style="list-style-type: none"> • talk about different kinds of books • talk about Ukrainian and British writers and their literary works • talk about school library, library rules and the work of a librarian • ask and present information about books and writers 	<input type="checkbox"/>	<input type="checkbox"/>	<input type="checkbox"/>	<input type="checkbox"/>
	<ul style="list-style-type: none"> • understand information during a discussion • understand the text of a biography 	<input type="checkbox"/>	<input type="checkbox"/>	<input type="checkbox"/>	<input type="checkbox"/>
	<ul style="list-style-type: none"> • read and understand the newspaper article • find the necessary information in a text quickly • find the details in a story • retell a story 	<input type="checkbox"/>	<input type="checkbox"/>	<input type="checkbox"/>	<input type="checkbox"/>
	<ul style="list-style-type: none"> • write a book review 	<input type="checkbox"/>	<input type="checkbox"/>	<input type="checkbox"/>	<input type="checkbox"/>

UNIT 4

Listening to Music



In this unit you will

Listen, read and talk about...

- popular music styles
- musical instruments
- famous musicians and composers
- the concert you have been to
- music lessons

Learn how to...

- understand information during a discussion
- understand a dialogue

Practise/Revise...

- Present Perfect
- Passive Voice
- the Reported Speech: Statements

Write/Make...

- news stories
- an article to a school newspaper



Lessons 1–2. The Mystery of Music

- 1 Listen and read a poem. Say why the author says that music is everywhere.

Music...

Is everywhere.
 In the birds of the air.
 In the **hum** of the **honeybee**.
 In the song of the breeze
 as it **shivers** the trees.
 In the river that **murmurs**
 over the stones.
 In the snow wind that **moans**.

In the **surge** of the sea
 lapping the shore.
 In the roar of the storm
rattling the door.
 In the drum of the rain
 On the windowpane.
 Music is here.
 Filling our ear.

By Ann Bonner



- 2 Look at the pictures. Say where the people are, what they are doing, what you think their age is. Do they enjoy listening to music? What kind of music do they listen to? Use the words from the box.

Classical music, pop-music, rock-music, techno*, jazz, rap*, reggae*, rock'n'roll, hip hop*, R&B, etc.



3 Listen and read the text. Say where you think music tunes come from.

Music is a universal language, and its charm lies in what it communicates to different people. The same piece of music can **arise** various emotions. They depend on the musician, the listener and the number of other factors. Music offers up **refreshment** from our daily routine, it washes away the dust of everyday life from our **souls**.

Music has **accompanied** people through the ages with wonderful melodies, harmony and songs. Ancient people listened to the sounds of nature and believed in their strong **power** over them. From the first **beats tapped out** by our ancestors to the sounds of modern **digital tunes** of the new millennium, we have been continuously **enchanted by** the mystery of music patterns. Music, in many ways, has become one of the central ways in which people of different nations pass on their traditions.

Native music in any culture is creative and very much alive. **Contemporary** music is not static either. Today's artists and composers use their national tradition in music as their starting point and the main source of **inspiration**. They try to use the possibility to adopt elements of the world around them in order to make their expressions more personal.

Music is the art that speaks most openly to us: a child's tune brings a smile, lyric sounds turn towards the soul and mind, and a waltz makes us dance.


Music talks to our heart and soul. It carries our culture to the next generation. Music opens the way into the future.

4 Work in pairs. Take turns to ask and answer the questions.

1. Why is music called 'a universal language'?
2. How does music communicate to different people?
3. What do our emotions depend on?
4. What kinds of sounds did the ancient people listen to?
5. How has the music changed through centuries?
6. What helps modern composers make their expressions more personal?

5 Match the parts (1–8) to the parts (a–h) to make word combinations.

1. To offer up	a) through the ages;
2. To arise	b) the dust of everyday life;
3. To use smth. as	c) the first beats;
4. To wash away	d) inspiration;
5. To be enchanted by	e) various emotions;
6. To tap out	f) a starting point;
7. To be the main source of	g) refreshment from our daily life;
8. To accompany smb.	h) the mystery of music patterns.

- 6** Speak in class. Say what role music plays in your life. What emotions does it arise in you? Do you choose the piece of music to listen to according to your mood? Does your mood change while you are listening to your favourite melodies? Use the phrases from Ex. 5 on p. 91.
- 7** Write the following sentences in the Future Simple Passive Voice.
1. Contemporary music will definitely enchant you.
 2. Music will accompany people through the ages.
 3. This piece of music will arise positive emotions.
 4. Every musician will follow his/her own music patterns.
 5. Musicians will always consider nature as a source of inspiration.
 6. Good music will wash away our problems.
 7. He will tap out the rhythm on his drum.
- 8**  Write a short essay on the topic "Music Is a Part of My World".

Lessons 3–4. Music Styles

- 1** Many people listen to music while doing other things. Do you? Read and complete the chart.

Situation	You	Your Friend
<ul style="list-style-type: none"> ● You're studying. ● You're exercising. ● You're eating. ● You're having a break at school. ● You're having a shower. ● Other 		

- 2** Work in pairs. Talk about the styles of music you listen to while doing other things. Use the words from the box of Ex. 2 on p. 90.

Example:

A: What kind of music do you like to listen to when you're studying?

B: It depends on my mood. Sometimes I listen to jazz, and sometimes I listen to rap. What about you?

A: I usually listen to classical music. But sometimes I don't listen to music. I listen to news.

- 3** Look at the photos and listen to the information. Fill in the gaps. Who does the speaker talk about? Why is he impressed by the songs of this singer?



Tina Karol	Vitaly Kozlovsky
<i>Born:</i> _____, _____	<i>Born:</i> March 6, 1985, Lviv, Ukraine
<i>Award:</i> Yurmala, 2004	<i>Award:</i> New Wave, 2004
<i>Style:</i> pop	<i>Style:</i> _____



b) Use the facts in the table to talk about these popular Ukrainian singers.

4 a) Read about different styles of popular music. Say which of them you listen to.

Pop Styles

- **The Blues:** traditional Black American music. 'Blue' means 'sad', and many blues songs are about how hard life is.
- **Gospel:** originally sung by African slaves. The happy, emotional songs are still heard in churches in the southern USA.
- **Rhythm and Blues:** black workers in the USA moved from farms to cities. They mixed the Blues with Gospel and played it with electric guitars – this became 'rhythm and blues'.
- **Country and Western:** the music of poor white Americans in the 1930s and 1940s. It is still the most popular music in the southern USA.
- **Rock and Roll:** white teenagers in the 1950s discovered rhythm and blues, but many radio stations would not play 'black' music. Elvis Presley was one of the first singers to mix rhythm and blues and country and western. The result was 'rock and roll'.
- **British Beat:** the Beatles in the 1960s mixed rhythm and blues, rock and roll, and soul music. The new style was 'beat' music. Groups used drums, bass and two guitars with vocal lead and harmony.
- **Heavy Metal:** a style based on blues and rhythm and blues, but with the electric instruments **amplified** so they are very loud.
- **Reggae:** this started in Jamaica and is a **mixture** of music from African roots and rhythm and blues. Bob Marley made it popular.
- **Rap:** in the 1980s DJs in American clubs began half singing and half talking over instrumental records. This is called 'rap'. West African speech rhythms survive in rap.
- **Jazz:** an American musical art form which originated around the beginning of the 20th century in African American communities in the southern United States from a confluence of African and European music traditions.

b) Work in pairs. Ask and answer the questions.

1. Where did 'rhythm and blues' start?
2. Who was one of the first 'rock and roll' singers?
3. What styles did *The Beatles* mix to create the British Beat Music?
4. Who made 'reggae' popular?
5. When did 'rap' start?
6. What kind of music is 'jazz'?

5 Look at the photos and say what styles of music they are associated with.

Example:

Picture A is associated with the British Beat.



- 6** Listen to different styles of music. Match them to the styles described in the text of Ex. 4a on p. 93.

Conversation Lab: Talking about Music

I'm into jazz.

I'm a great/big fan of pop.

This tune is enchanting.

This melody makes me feel better.

This style arouses positive emotions in my soul.

In my opinion, this style of music is hard to listen to.

This rhythm affects my nerves.

It sounds like nothing I've ever heard before.

- 7** Work in groups. Give your opinion about the music. Take notes. Report to the class about the most popular kind of music in your group.

Example:

A: *I love heavy metal.*

B: *So do I.*

C: *I don't, I think it's horrible.*

- 8** Read and act out the situation.

You are giving an interview about music styles. Tell the reporter where these styles come from, what styles in music you personally like and why.

- 9**  Put the verbs in brackets into the correct tense form and voice.

- I _____ (to ask) at the music lesson tomorrow.
- We _____ (to tell) a lot about the life of famous Ukrainian composer M. Lysenko by our teacher of music at the previous lesson.
- Our musical dictations _____ (usually / to check) by our teacher.
- The name of this composer _____ (seldom / to mention) in our country.
- The girl _____ (not / to allow) to go to the concert.
- The way to the nearest concert hall _____ (to show) me by the Londoner.

Lessons 5–6. Musical Instruments

1 a) Work in pairs. Read and choose the correct item to complete the sentences.

1. Jazz started among _____.
 - a) slaves from West Africa
 - b) farmers from Ireland
 - c) painters from Cuba
2. A popular type of music in which the words are spoken, not sung, is called _____.
 - a) tap
 - b) rap
 - c) step
3. The music of Bach, Beethoven, and Mozart is called _____ music.
 - a) antique
 - b) traditional
 - c) classical
4. Traditional music played by the ordinary people is called _____ music.
 - a) folk
 - b) free
 - c) simple

b) Listen and check your answers.

2 Work in pairs. Take turns to ask and answer the questions. Add information.

Example:

A: *When do you listen to music?*

B: *I listen to music almost every day.*

A: *What's your favourite kind of music?*

B: *I love rap. I have 20 rap CDs. What about you?*

A: *I love all kinds of music – rap, jazz, rock, classical, and folk.*

Questions	You	Your Friend
<ul style="list-style-type: none"> • When do you listen to music? • What's your favourite kind of music? • Who is your favourite musician? • Do you usually listen to music on the radio, on TV, on CDs, or at concerts? • Can you play any musical instrument? If so, which one? • ... 	<p><i>in free time</i> <i>allbody!</i> <i>allbody</i> <i>on TV</i> <i>yes, piano</i></p>	<p><i>always</i> <i>EVERYWHERE</i> <i>on TV, on CDs</i> <i>yes, violin</i></p>

3 a) Listen and repeat the names of the musical instruments.



b) Look at the pictures again. Write the names of the instruments under the correct heading.

1. **Stringed** Instruments: Instruments that have strings.
2. **Wind** Instruments: Instruments that we blow.
3. **Percussion** Instruments: Instruments that we hit.
4. **Keyboard** Instruments: Instruments that have 'keys'.

c) Work in pairs. Compare your lists with each other.

- 4 a) Read what children say about the musical instruments they play. Match their stories (1–4) to the photos (A–D).



1. Hello! I am Susan. I live in Manchester, England. I love music and learn to play the French horn. This is a wind instrument which is made of special tubes.
2. Hello! I'm Brian. I am practising on the violin. This is my second year of learning. This musical instrument produces wonderful sounds. Different violins have different sounds. The material the instrument is made of and the way the instrument is made change the sound.
3. Hi! I'm Bill. My mum has always wanted me to play the piano. She says that it is one of the best instruments. Many famous composers played it. You can play different styles of music on it. I started playing the piano three years ago.
4. Hi! My name is Mark. I am from Scotland. I started playing the bagpipes when I was five. The bagpipes are the Scottish national musical instrument. The sound they make is unusual, but the music is good for dancing. So I have been playing the bagpipes for six years.

b) Read the statements and say what musical instrument it is.

1. The sound of this musical instrument is unusual, but it is good for dancing.
2. This is a wind instrument made of special tubes.
3. The material this musical instrument is made of changes its sound.
4. This is a common keyboard musical instrument. Many children learn to play it.

Grammar Lab: Reported Speech / Statements

Direct Speech is exactly what someone says.

"I'll help you," Steve says.

Reported Speech is the exact meaning of what someone said but not the exact words.

Steve says that he will help me.

SAY – TELL

We use **say** with or without a personal pronoun. We use **to** after **say** when there is a personal pronoun.

"I'll help you," Steve says to me.

Steve says that he will help me.

We use **tell** with a personal object pronoun. We never use **to** after **tell**.

He tells me that he will help me.

Personal pronouns and possessive adjectives change according to the context.

*"I'll help **my** parents about the house," Helen says. (Direct Speech.)*

*Helen says that **she** will help **her** parents about the house. (Reported Speech.)*

- 5** Report the sentences of Ex. 4a on p. 98 into the reported statements. What do the children say? Use the notes from the table given above.

Example:

Mark: *I started playing the violin when I was 5. (Direct Speech.)*

Mark says that he started playing the violin when he was five. (Reported Speech.)

Mark: *I have been playing the violin for six years. (Direct Speech.)*

Mark says that he has been playing the violin for six years. (Reported Speech.)


- 6** Work in groups. The speaker says a sentence on the topic "Music and Musical Instruments". The others take turns to report them. Help each other.
- 7** Speak in class. Talk about the musical instrument you/your friend play(s). How long have you been practising? Use Ex. 4 on p. 98 as a model.

- 8**  Report the statements in a written form.

- Cathy: "I want to become a pop star."
- Kyrylo: "Music helps people to express themselves."
- Svitlana: "I have always dreamt of playing the piano."
- Kim: "I enjoy our traditional folk music."
- Peter: "My favourite group has already recorded a new album."
- Oksana: "I'm going to participate in the school concert."

Lesson 7. Music Lessons


1 Listen and read the poem «*Electric Guitars*» by James Carter.



I like electric guitars:
played mellow and moody
frantic or fast – on CDs
or tapes, at home or in
cars – live in the streets,
or gigs or in bars.



I like
electric
guitars:
played
choppy
like
reggae
or angry
like
rock or
chirpy
like
jazz or
strummy
like
pop or
heavy
like
metal – it
bothers
me not.

I like electric guitars:
their strings and their straps
and their wild wammy bars – their
jangling and twanging and frunky
wah-wahs – their fuzz boxes,
frets and multi-effects –
pick-ups, machine
heads, mahogany necks –
their plectrums, their wires
and big amplifiers. I like electric
guitars: played loudly, politely – dully
or brightly – daily or nightly – badly
or nicely. I like electric guitars:
bass, lead and rhythm –
I basically dig 'em –
I like electric guitars.

2 Work in pairs. Read the poem of Ex. 1 on p. 100 and answer the questions.

1. What musical instrument is the poem about?
2. Does the speaker like to play this musical instrument or listen to?
3. Where can we hear the sounds of the electric guitar?
4. What style of music is usually performed on it?
5. What does the speaker say about different styles of music?
6. Why do you think the speaker likes this musical instrument?
7. Do you have a favourite music instrument?
8. What makes it so special for you?

3 a) Listen to the dialogue and complete it with answers.**b) Work in pairs. Act out the dialogue.**

A: Hi! How are you today?

B: _____

A: Do you want to listen to my new CD? It was a free gift with a magazine. Listen, please! Do you like it?

B: _____

A: Well, I think it's awful! What style of music do you think it is?

B: _____

A: What style of music do you like?

B: _____

A: Do you play any musical instrument?

B: _____

A: That's interesting. I like playing the guitar. I learn to play this musical instrument at school.

B: In Ukraine we aren't taught to play any musical instrument at school. We usually go to a music school or have private lessons.

A: There are also music schools in Britain. Children who study there are going to become professional musicians. Have you ever heard about music lessons online?

B: _____

A: Go to Google*, type "International Internet Music Academy" and surf the website. I think you'll find something interesting there.

B: _____

4 Look at the photos on page 102 and talk about music lessons in the British and Ukrainian schools. How are these lessons similar and how are they different? What do the schoolchildren usually do at the lessons? What would you like to change in your school music lessons?



- 4** The pupils are having a music lesson now. Report the teacher's instructions and statements.



1. Play the musical instrument regularly.
2. Follow the notes.
3. Listen to my commands.
4. Sit straight and comfortably.
5. Keep your musical instruments in order.
6. Enjoy playing your musical instrument.
7. You can become successful!

Conversation Lab

- 5** Read and act out the situation.

Pupil A. You've going home after the lesson in a music school. You have a violin with you. You started to play this musical instrument five years ago. You're going to become a professional musician.

Pupil B. You've met your schoolmate on your way home. He/She is holding a violin in his/her hands. Ask him/her:

- when he/she studies music;
- how long he/she has been practising;
- if he/she likes it;
- why he/she has chosen this musical instrument;
- if he/she is going to become a professional musician.


- 6** Put the verbs in brackets into the correct tense form and voice.

Nelly _____ (to sing) in the school choir since she was eight. Last month the choir _____ (to give) a concert and two weeks ago the school _____ (to take) part in a competition with other schools. Nelly _____ (to want) to be a pop star for a long time. When Nelly was very young she _____ (to see) Kylie Minogue* on TV, and since then Nelly _____ (to dream) of becoming famous. Nelly also plays the violin. She _____ (to have) lessons for three years, and she really enjoys them!

Lessons 8–9. At the Concert

Listening Lab

- 1 a) Listen to the children buying tickets for to concert. Look at the pictures and say whose concert they are going to.



"Ocean Elzy"



"Esthetic Education"



"New'z' Cool"



Natalia Mohylevska

- b) Speak in class. Complete the dialogue and act it out. Use the pictures above.

Cashier: Can I help you?

You: Can I buy tickets to the concert of _____
for Saturday night?

Cashier: Sorry, they are sold out. What about Sunday night?

You: _____

Cashier: Yes, there are seats for that one. How many tickets would
you like?

You: _____

Cashier: OK, that's ... (two adults and two children).

You: _____

Cashier: That's _____ UAH out of _____ UAH. _____ UAH is
your change.

You: _____

Cashier: You're welcome. The concert starts at 7 o'clock.

You: _____

- 2** Work in pairs. Have you ever watched a concert 'live', on TV or on video? Tell the class about your experience. Use the words from the word bank.

The Concert	Adjectives
The music, the singing, the guitar solos, the drums	boring, brilliant, exciting, fantastic, poor, quite good, really loud
The lighting, the special effects	disappointing, superb, breathtaking
The stage design	spectacular
The sound	clear, poor
The songs, the words	lovely, charming, marvellous
The costumes	colourful, glamorous, original, fashionable

Writing Lab: A Concert Review

A concert review tells the readers about the impressions of the person who has visited the concert. Sometimes the quality of your review can influence its success.

Please follow the standards below for writing a good review.

Review Writing Guide

1. Talk about the singers who participated in the performance.
2. Describe the place where the concert was held.
3. Write a few sentences about the scenery and the stage.
4. Write about the audience. How did it react to the singing?
5. What did you like about the performance?
6. Write your recommendations to your friends.

Review Writing Standards

1. Write ONLY about the given topic.
2. State accurate facts.
3. Do not plagiarize any part of your review.
4. Write clearly with accurate grammar, spelling, capitalization and punctuation.

- 3** Read the concert review and match the paragraphs (1–4) with the titles (A–D).

- ___ A. The Performance.
 ___ B. The Artist and the Audience.
 ___ C. Feelings after the Performance.
 ___ D. The Place and the Singer.

**A Concert Review:
Randy Newman* (Winterthur, Switzerland)**

By Steve

1. _____

These days, we **get flooded** with music. You can see videos on dozens of TV channels. There are more new records than anyone could even imagine and music festivals take place almost every week. But the more **possibilities** there are, the more difficult it gets to find the REAL music experience. Does it happen on MTV? Certainly not. Or in stadiums? No, I think that the real music happens in small concert halls. But, unfortunately, it's almost impossible to see a super star there. I had the luck to see Randy Newman together with not much more than 100 people, the smallest concert he's been playing in 16 years.

2. _____

The stage is hardly big enough to hold his piano, and only a few **inches** higher than floor level. So the singer and the audience are really close. I had only seen Randy on old photos, and the first thought when he gets on stage is: he looks old! But considering that he's been recording since the end of 1960s, this is not really a surprise. He must be 50, and that's exactly how he looks.

3. _____

He starts with "Birmingham", and his voice sounds exactly like on the records, only much better. His skills on the piano are **splendid**, and I find that the songs work much better if he does them solo than with **background** musicians.

4. _____

His big hit "Short People" comes early on in the set. When the audience starts to clap in the rhythm, he stops them immediately by a minor break. Only later he lets us sing "Rider In The Rain" with him. He talks a lot, but not only between songs, also during songs.

Randy Newman is still good for a highly **enjoyable** evening, with great music and a **tremendous** amount of fun.


4 Read the review again and answer the questions.

1. Did the reviewer like the concert? Why yes? Or why not?
2. Where did he watch the concert?
3. How big was the audience?
4. How did the audience react to the singer?
5. How did the singer communicate with the audience?
6. Was it an enjoyable experience?

5 Look through the words and find the words to talk about:

- songs;
- the audience;
- the music;
- the performance.

- 6 Speak in class. Tell your classmates if you would like to go to one of Randy Newman's concerts. Why yes, or why not?
- 7 Work in groups. Talk about your favourite Ukrainians singers and bands. What makes them popular in Ukraine?



- 8 Put the verbs in brackets into the correct tense form.

Last Sunday, hundreds of fans _____ (to go) to Ukraina Palace in Kyiv to see the famous Ukrainian band "Ocean Elzy". There _____ (to be) not an empty seat anywhere in the auditorium. "Sure, it's cold outside, but I hope we'll warm it up here for you," said Sviatoslav Vakarchuk, the band leader.

The band _____ (to sing) a lot of well-known songs from their albums. The wonderful music and the songs' words _____ (to tell) the listeners about the eternal values: understanding, friendship and love.

The sound _____ (to be) perfect. The audience really _____ (to love) the concert. Many people in the crowd _____ (to be) real fans and they _____ (to know) the words and they _____ (to sing) along to nearly every song.

At the end of the concert, "Ocean Elzy" _____ (to show) that they _____ (to be) true performers. They _____ (to finish) with a new song - a song from their album "Mira". I _____ (to know) that I _____ (to see) the performance of real stars.

The Ukrainian band got a victory in two prestigious nominations last year. They were called "The Best Band-2007" and "The Best Live-Group-2007". It _____ (to be) the highest nomination among the groups of the countries of the former USSR".

- 9  Write a review of the concert you have been to or have watched on TV.

Lesson 10. Favourite Melodies

1 Listen to the dialogue. Say what Dan is looking for in a record shop.

In a Record Shop

Jane: Hi, Dan! I haven't seen you for ages. What are you doing here?
 Dan: I'm looking for a new CD by "Ocean Elzy". It has just been recorded.

Jane: Ocean Elzy? I've heard that this group has been nominated as "The Best Live-Group-2007".

Dan: Yes, it has. And many of their songs have been broadcasted on radio and TV.

Jane: If you have a CD at home, you can listen to your favourite group any time you want.

2 Look through the dialogue of Ex. 1 and answer the questions.

Do we know who...

... has recorded a CD by "Ocean Elzy"?

... has nominated the group as "the Best Live-Group-2007"?

... has broadcasted many of their songs?

Grammar Lab: Present Perfect Passive Voice

We use the **Present Perfect Passive** to talk about past actions and events which are important now – for example, when we give people news.

The concert has been organized by the first of February.

Present Perfect Passive Voice

Positive			Negative		
The CDs	have been	bought.	They	haven't been	bought.
It	has been	recorded.	It	hasn't been	recorded.

Question	Answer
Have the CDs been bought the other days?	Yes, they have. / No, they haven't (have not).
Has the album been recorded yet?	Yes, it has. / No, it hasn't (has not).

Use	Example
When the person who has done the action isn't important, or when we don't know who has done it.	<i>The song has already been listened to.</i>

3 Put the verbs in brackets into the Present Perfect Passive Voice.

1. A new concert hall _____ (to build) in the capital city recently.
2. The old violin _____ (to find) in New York.
3. An unknown young singer _____ (to award) the first prize at the song contest.
4. A new album by Ruslana _____ (to record) this month.
5. The concert _____ (to attend) by thousands of fans.
6. The famous singer _____ warmly _____ (to receive) by the audience.
7. This violin _____ (to use) by many famous musicians.

4 a) Look at the pictures of CDs (A–C), read the information and match the names of the children with the CDs they want to buy.



Helen: I am fond of classical music. When I come home after school I usually spend an hour listening to my favourite CDs. I like the sounds of the piano best.

Julia: I like poetry very much. This year we have learnt about the national bard of Scotland Robert Burns. I would like to listen to the songs written to the words of his wonderful poems.

Ryan: I like both classical music and popular music. My mother has told me about the group ABBA which used to be popular more than 25 years ago. My friend has said to me, that there is an exciting musical based on their song.

b) You're going to buy one of the CDs in the pictures. Work in pairs. Act out the dialogue "In a Record Shop". Use Ex. 1 on p. 107 as a model.

5  Write questions to the words in bold.

1. Many of the CDs in this collection have been bought as **souvenirs**.
2. **New facts about music in the past** have been discovered recently.
3. A good report about **modern music** has been prepared by **one of my classmates**.
4. The **music festival** has been organized in **Lviv**.

Lesson 11. Famous Composers

1 a) Look at the pictures of two famous composers. Read and tick the statements T (True) or F (False).



Wolfgang Amadeus Mozart



Ludwig van Beethoven

1. Both composers were born in Germany.
2. Both composers got their music education at home.
3. They wrote classical music.
4. Ludwig van Beethoven studied under Mozart.

b) Say what you know about these composers.

Reading Lab: Jigsaw Reading

2 Work in groups. Read the texts and then exchange information.

Group A: Ludwig van Beethoven

Ludwig van Beethoven has been called the greatest composer who has ever lived – yet he was deaf for much of his life. Beethoven lived from 1770 to 1827. He was born in Bonn, Germany. At the age of 17 he went to Vienna to study under Mozart. The teacher and the student soon became friends.



Later, he studied under Joseph Haydn, but we know he was not satisfied and took extra lessons in secret!

By the age of 32, he knew he was going deaf. Deeply depressed, he had to give up playing, but was able to go on composing because he could still hear the sound of the music in his head. He used to go for long walks, carrying a **sketch-book** in which he wrote down his musical ideas. We remember him for many great works – including **masterpieces** such as *The Moonlight Sonata* and his famous *Ninth Symphony*, in which he introduced **choral** music for the first time in a **symphony**.

Questions:

1. When did Beethoven live?
2. Where did he get his education?
3. What Beethoven's masterpieces do you know?
4. Who was his teacher?
5. What happened to Beethoven when he was 32?

Group B: Wolfgang Amadeus Mozart



Mozart was the greatest Austrian composer. Wolfgang Amadeus Mozart lived only 35 years, but he became one of the world's most famous composers.

Mozart was born in Austria in 1756. He began composing at the age of five. His father was a musician and he taught his son to play different instruments. As a very young child his father took him on a tour around Europe to play before **the royalty**. From the age of six he toured Europe and gave concerts in Austria, Germany, France, Italy and Switzerland.

As a young man, Mozart **settled in** Vienna. He wrote symphonies and several great operas, including "The Marriage of Figaro", and "The Magic Flute".

He died very suddenly after a short illness. Rumour had it that he had been poisoned, but it is more likely that he had a weak heart. He died so poor that only the gravedigger attended his funeral. There are many legends around Mozart's death. They say two weeks before his death a man in black visited him **anonymously** and ordered him to write a **requiem**. Mozart agreed because he needed money badly. He was a romantic and **impressionable** man. He felt sure that it was his death. The visitor in black was just a certain count who wanted to publish the requiem as his own composition:

Questions:

1. What have you learnt about Mozart's childhood?
2. What do you remember about Mozart's life?
3. What instruments could Mozart play?
4. What operas by Mozart do you know?
5. What do you think of the legends around Mozart's death?

3 Speak in class. Tell your friends what you have learnt about Ludwig van Beethoven and Wolfgang Amadeus Mozart.


4 Read the information about the modern Ukrainian composer. Put the verbs in brackets into the correct tense form.

Kyrylo Stetsenko _____ (to be) a grandson of the Ukrainian composer Kyrylo Stetsenko, a classic of the Ukrainian music. He _____ (to pick up) the family musical tradition at the age of five when he _____ (to begin) to learn to play the violin. Such remarkable violinists as Bohodar Kotorovych, Leonid Kohan and Valeriy Klymov _____ (to be) among his teachers.



Kyrylo Stetsenko _____ (to win) Ukrainian and international prizes; he _____ (to tour) the USA, Canada, Poland, Hungary, Austria, Belgium and Portugal with concerts; he _____ (to write) classical music, pop music and music for television programmes and feature films.

In Ukraine he _____ (to be) better known as an organizer and producer of popular shows and festivals: 'Chervona Ruta' (1989); 'Shlyakh Do Voli' ('The Road to Freedom'); 'Rock'n'Roll on the Ruins'; 'New Stars of the Old Year', and 'Stetsenkiv Velykden'. He _____ (to become) even better known due to his TV programmes, 'Videomlyn', 'Stupa', 'Fest Konkon', 'Refleks' and 'Budapest Weekend', of which he _____ (to be) both a host and a creator.

5  Find information and write a short report about a famous composer. You can write about *George Frederick Handel*, *Antonio Vivaldi*, *Joseph Haydn*, *Johann Sebastian Bach*, *Pyotr Illyich Tchaikovsky*, *Sergei Prokofiev*, or such famous Ukrainian composers as *Mykola Lysenko*, *Viktor Kosenko*, *Levko Revutsky*, *Borys Laytoshynsky*, *Myroslav Skoryk*, *Valentyn Silvestrov*, *Yevhen Stankovych* and *Volodymyr Ronchak*.

Lesson 12. Project Work



Project Work

- 1 Work in groups. You are having a class meeting. You want to design a newspaper issue devoted to music. Share the roles. Follow the recommendations given below. Discuss your plans.**
- 2 Design a newspaper. Present it to your classmates (schoolmates).**

Your Assignment

Choose the material for the issue. Complete the following information about the organization of the newspaper.

Name of the newspaper _____

The motto of the issue _____

Target readers _____

(class, the entire school, parents, teachers)

Editor(s)-in-Chief _____

Copy Editors _____

Production / Design Decisions

Page size _____

Number of pages _____

Number of columns _____

Type of production _____

Typewritten / Photocopies _____

(typewritten, photocopies)

Who will prepare material for production? _____

Who will be responsible for reproduction? _____

Editorial Decisions

Type of sections _____

Writers assigned _____

Interviews _____

Art / Design Decisions

Designers assigned _____

Deadlines!

Date news and feature stories must be completed _____


Date news and feature articles will be prepared for printing _____

Date newspaper will be printed _____

Date newspaper will be distributed _____

Lesson 13. Grammar Revision

- 1** Look and say which sentence goes with each picture. Tick the sentences that match the photos.



- a) Mrs Johnson loves all her pupils.
 b) Mrs Johnson is loved by all her pupils.
- a) The singer will give the flowers.
 b) The singer will be given the flowers.
- a) The composer has already written a new song.
 b) A new song has already been written.

2 Change sentences in the Active Voice into the Passive Voice.

- I bought two tickets to the concert yesterday.
- My friend will bring a new disc tomorrow.
- They sell musical instruments in this shop.
- They have stolen this famous violin recently.
- We will stage this opera at the beginning of the next season.
- My mother often participates in musical festivals.

3 Read and choose the correct item to complete the sentences.

- Music *plays/played/is played* everywhere.
- I *studied/was studied/will be studied* to play the piano for three years at the musical school.
- Our teacher *loved/loves/is loved* by people.
- This opera *is composed/has been composed/was composed* lately.
- A new musical school *will open/will be opened/opened* in our city next month.
- The students *greeted/were greeted/greets* the famous singer warmly.

4 Put the words in the correct order to make sentences.

1. film / has / seen / class / by / our / This / already / been / .
2. Opera House / you / to / ever / the / Have / been / ?
3. never / has / flute / He / played / the / .
4. Ruslana / listened / have / We / to / the / already / of / new / hit / .
5. improved / your / Has / mood / music / this / by / been / ?
6. my / have / I / the / been / by / concert / to / taken / friend.

5 Write negative sentences and questions.

1. This concert has been played before.
2. I was offered a ticket to the concert of Volodymyr Hryshko.
3. The audience admired the charming music at the concert last Sunday.
4. The biography of the outstanding composer Petro Chaikovsky will be told to us in English.
5. We are always inspired by music.





Conversation Lab**6 Read and act out the situation.**

You're going to have a birthday party. Talk about your choice of music for it. Will you try to satisfy everybody's tastes?

7 Write about the collection of music you have at home.**Self-Assessment**

Think of your records. Tick how well you know it.

4 = very well, 3 = OK, 2 = a little, 1 = needs to improve.

	Now I can...	4	3	2	1
	<ul style="list-style-type: none"> talk about different styles of music and musical instruments talk about the famous composers and musicians talk about music lessons 	<input type="checkbox"/>	<input type="checkbox"/>	<input type="checkbox"/>	<input type="checkbox"/>
	<ul style="list-style-type: none"> understand information during a discussion understand the conversation 	<input type="checkbox"/>	<input type="checkbox"/>	<input type="checkbox"/>	<input type="checkbox"/>
	<ul style="list-style-type: none"> read and understand a magazine article 	<input type="checkbox"/>	<input type="checkbox"/>	<input type="checkbox"/>	<input type="checkbox"/>
	<ul style="list-style-type: none"> write a concert review 	<input type="checkbox"/>	<input type="checkbox"/>	<input type="checkbox"/>	<input type="checkbox"/>

UNIT 5

Countries, People, Lifestyle: The UK and Ukraine



In this unit you will...

Listen, read and talk about...

- your pen-friends, their hobbies and interests
- the geographical position of the United Kingdom of Great Britain and Northern Ireland
- the geographical position of Ukraine
- climate and weather
- types of landscapes
- life of people in different countries
- visiting famous landmarks

Learn how to...

- work with maps
- understand the information given in weather reports

Practise/Revise...

- grammar tenses
- changes in the Reported Speech

Write/Make...

- an essay about your favourite place in Ukraine



Lessons 1–2. My Pen-Friends

- 1 Look at the photos and say where the children are. How do they communicate with each other? What things do they tell each other about? Read the e-mails and put them in the correct order.



Home | Inbox: 122 messages | New Email Message

Send | Attach | Save Draft | Spelling = | Cancel

To: Greg

Cc:

Subject:

Hello, Greg! My name is Dan and I'm interested in learning English. I am a student from Ukraine. I'm fond of travelling. Tell me more about your interests.

Home | Inbox: 122 messages | New Email Message

Send | Attach | Save Draft | Spelling = | Cancel

To: Dan

Cc:

Subject:

Hi, Dan! Thank you for your e-mail. I'm glad that you know about our famous writers. Are you interested in Literature? My hobby is Music. I'm learning to play the bagpipes. I took part in a music festival last month.

Home | Inbox: 122 messages | New Email Message

Send | Attach | Save Draft | Spelling = | Cancel

To: Greg

Cc:

Subject:

Hello again, Greg! Nice to meet you. The day is very nice and the sun is shining. It's the typical weather for Ukraine in April. I have always dreamt of visiting Scotland. It is the country of Robert Burns and Walter Scott. We've learnt about Scotland at the English lessons this year.

Home | Inbox: 122 messages | New Email Message

Send | Attach | Save Draft | Spelling = | Cancel

To: Dan

Cc:

Subject:

Hi, Dan! I'm from Scotland. I'm in **the Internet cafe** on 5th Street now. I'm preparing a report about **the climate** in Europe. What's the weather like in Ukraine at the moment?

- 2** Speak in class. Look at the pictures to Ex.1 on p. 116. What kind of a personality do you think the boys have?

Example:

A: *To my mind, Greg is talented because he can play the bagpipes and he took part in a music festival last month.*

B: *In my opinion, Greg is curious because he is working at his report and wants to know more about the countries in Europe.*

Vocabulary Notes

We use modifying adverbs **a little**, **not at all**, **quite**, **really**, **very**, **slightly** to make the meaning of adjectives stronger or weaker. They go before the adjective or before the word combination **a(an) + Adj + N**.

I'm quite optimistic.

I'm quite an optimistic person.

- 3** Listen to what Greg has written to Dan about his interests and character. Fill in the missing modifying adverbs: **a little**, **not at all**, **quite**, **really**, **slightly**, **very**.

Home | Inbox 122 messages | New Email Message

Send | Attach | Save Draft | Spelling | Cancel

To: Dan Show BCC

Cc:

Subject: About Myself Rich Text

My name's Greg and I'm from Scotland. I'm 14 years old and I'm in year 9 at school.

I've got lots of hobbies and interests. I'm keen on music and enjoy playing the bagpipes. I practise quite a lot of time every day. I'm _____ interested in learning more about the countries in Europe.

I'm _____ a shy person. I'm _____ **confident** and _____ **ambitious**. I've probably got a few **faults**. I think I'm _____ impatient and maybe _____ **quick-tempered**.

- 4** Complete the sentences with the modifying adverb given in brackets.

- I'm sensitive. (slightly)
- My friend is hard-working. (really)
- I find Chinese difficult. (quite)
- He is a rude person. (not at all)
- She is shy. (a little)
- He is attentive to his friends. (very)

- 5 Your English-speaking friend has asked you to give information about yourself. Introduce yourself first and then talk about the things in the mind map. Use the modifying adverbs.



- 6 a) Make the questions. Use the prompts and the correct auxiliary verbs: *is, are, do, have*.

1. Where / you / to come from / ?
2. How big / to be / your family / ?
3. What school / you / to study at / ?
4. What / to be / your favourite school subjects / ?
5. What free time activities / you / to be interested in / ?
6. What countries / you / to visit / ?

b) Work in pairs. Use the questions from Ex. 6a to interview your new friend. Then tell him/her about yourself. Is there anything you have in common?

- 7  Write an e-mail letter to your friend. Tell him/her about yourself.

Lessons 3–4. Teenage Leisure

- 1 Look at the pictures. What are the teenagers doing? Which activities do you do?



- 2 You are going to read the text about the way teenagers spend their free time in the UK. Choose the most suitable heading from the list (A–E) to each part (1–4). There is one extra heading which you do not need to use.

- A Eating out
- B Two Common Leisure Activities in the UK
- C Computer Games and Television
- D Entertaining and Cinema
- E Doing Sports

How Do Teenagers in the UK Spend Their Free Time?

Teenagers in the UK enjoy **various** indoor and outdoor activities. A recent **survey** discovered that they spend about 45 % of their free time playing computer games and watching television, 24 % of their free time socializing, 22–23 % on sport and hobbies, and 10 % on other activities. Other popular leisure activities are listening to the radio, listening to pre-recorded music, reading, **DIY***, chatting online, eating out and going to the cinema.

1 _____

Playing computer games **ranks** the first place in the list of the favourite activities among the teenagers. The second most common leisure activity in the UK is watching television. The **average** viewing time is 25 hours per person per week. Many television programmes are about wildlife, animals, holidays, cooking and gardening. Teenagers watch TV before and after school.

2 _____

Visiting or **entertaining** friends or relatives and going to the cinema are also very popular activities in Britain.

3 _____

Teenagers go to McDonalds or King's Burger at least once a week. Sometimes they have a pizza delivered to their houses or go to a restaurant with their family at the weekend.

4 _____

Sports and physical **recreation** have always been popular. Local **governments** provide cheap sport and leisure facilities such as swimming pools, tennis courts, parks and golf courses. People go to watch other people play sports like football or take part in sports activities themselves.



- 3** Read the text of Ex. 2 on p. 120 again. Say what activities enjoy the greatest popularity in the UK.
- 4** Listen to the Ukrainian children talking about their favourite pastime. Tick (V) the things they enjoy doing.

Activities / Names	Dan	Ann	Maksym
Travelling			
Listening to music			
Drawing			
Going to the theatre and cinema			
Playing computer games			
Chatting online			
Doing sport			
Going out with friends			

- 5** Complete the sentences with the names of the children. Which statements are also true for you?

- _____ is very keen on sport.
- _____ spends a lot of money on computer games.
- _____ spends two or three hours a day chatting online.
- _____ enjoys going to the theatre and to the cinema more than doing sports.
- _____ thinks that a good hobby can become a future profession.
- _____ spends school holidays visiting different places in Ukraine and abroad.

- 6** Play a guessing game.

Work in small groups. One pupil describes one of the activities in the list on page 122. Others have to guess what activity he/she is talking about.

Example:

A: *To my mind, this activity is very popular with the teenagers around the world. They usually spend a lot of time outdoors, visit the places they have never been before and enjoy discovering the mysteries of the surrounding world.*

B: *Is it travelling?*

A: *Yes, it is.*

Free Time Activity	Word Combinations to Describe the Activity
Travelling	to unlock the door to nature's secrets, to enjoy picturesque places, to watch birds and animals, to admire the countryside, to spend a lot of time outdoors, to climb the mountains, to discover the mysteries of the surrounding world
Listening to music	to collect records and CDs, to go to the concerts, to play the musical instrument, to go in for dancing, to record music on the MP-3 player or a mobile phone
Playing computer games	to play on smb.'s own, to relax, to spend money on computer games, to exchange the games with friends
Chatting online	to surf the Internet, to meet people from all over the world, to exchange information, to send electronic messages
Doing sport	to keep fit, to have a good posture, to play active games, to have enough energy, to develop good character, to take up yachting
Drawing	to collect books on Art, to take lessons of drawing, to draw portraits and landscapes, to make sketches outdoors, to go to picture galleries
Going to the cinema or to the theatre	to read books about theatre, to watch performances and films, favourite actors and actresses, expensive/cheap seats
Going out with friends	to communicate, to discuss, to go dancing in clubs, to share interests, to go on a picnic, to eat out

7 Work in pairs. Discuss your hobbies with your friend. Use the phrases from Ex. 6 and the expressions given below.

I enjoy doing...

I really like/don't like doing...

I quite like doing...

I prefer... (doing sport) to... (chatting online)

Example:

A: What do you like doing in your free time, Svitlana?

B: I enjoy travelling and taking pictures. You can discover the mysteries of the surrounding world and admire the picturesque places.

A: Me too. But I really don't like travelling on foot especially on hot weather.

B: *So do I. I usually go hiking with my classmates in late spring or early autumn. The days are perfect then. In summer I mostly spend much of my free time at the seaside.*

A: *And what do you like doing at the weekends?*

B: *I love chatting online and drawing. I draw portraits and landscapes. I think that drawing can become my profession in future. I have participated in some exhibitions and rather successfully. Would you like to see my pictures?*

A: *Sure! Good idea.*

B: *I'm waiting for you on Sunday then.*

- 8  Write a few sentences about your favourite free time activities.

Lesson 5. Climate and Weather

- 1 Listen and match the dialogues to the pictures.



1.

Jane: Alex! You're **soaking wet**.

Alex: Hello, Jane! Yes, it's **awful** weather, isn't it? Not good weather for a picnic.

Jane: It doesn't usually rain this hard in September. We often have picnics at this time of the year.

Alex: No, but it's **pouring down** today.

Jane: Give me your shirt and a hat to dry.

Alex: Thanks. Now, I see, why my mother always listens to a **weather forecast** before going out.

2.

Kim: Are you enjoying the game, Steve?

Steve: Not really. It's a bit windy for playing badminton now.

Kim: Oh, you're always complaining!

Steve: I can't help it. Everything's blowing away and I'm cold.

Kim: Well, why don't we watch TV?

Steve: "Too much TV a day can spoil your eyesight", my Mum says.

Kim: Never mind. At least we can listen to music or just chat online.

Steve: Let's hope the weather will change for the better in the afternoon.

2 Read the text and say what the difference between the climate and weather is.

What is the weather like today? Is it bright and sunny or cold and wet? Is it snowing or boiling hot? Most of us are interested in the weather because it **affects** our daily lives. Warm and sunny weather is ideal for playing outside whereas wet weather often keeps us indoors.

Climate is the weather in a certain area or place over many years. The weather describes the day-to-day **conditions** of the atmosphere. It includes the temperature of the air, the amount of **sunshine** and **rain-fall**, and the **wind speed** and **direction**.

The weather is studied by scientists called **meteorologists**. The weather often changes and the forecast needs to be updated.

The climate of the UK is described as **temperate**. This means that it is not very hot or very cold, or very wet or too dry. Generally, it is quite wet and mild. However, there are **variations** within the different parts of the UK. The western coast of the country is generally warmer than **inland**. The coldest weather in January is found in Scotland. It is **particularly** cold over the mountains. This is because **the temperature** of the air goes down the higher up you are.

The weather in the UK can change a great deal from one day to the next, and even during the day. One day we can be wearing shorts and



T-shirts and the next sweaters and coats! In the UK, the wind more often comes from the south-west. This wind moves across the Atlantic Ocean and picks up **moisture**. That's why Britain has plenty of clouds and rain.

3 Read and complete the sentences.

1. The climate is _____.
2. The weather describes _____.
3. The weather includes _____.
4. The climate of the UK is temperate which means that _____.
5. The climate of the UK has _____.
6. Britain has plenty of clouds and rain because _____.

- 4 a) Work in pairs. Take turns to ask and answer the questions.
b) Speak in class. Say what you have learnt about your friend.

Questions	You	Your Friend
Do you listen to weather forecasts? Are weather forecasts important for people? People of what professions are interested in weather forecasts? Do you get the information about the weather forecasts: ● on radio? ● on TV? ● in the newspaper? ● other? Have you ever got into trouble because of the wrong weather forecast?		

5 Write. Complete the sentences with the correct auxiliary verbs: *is, are, do, does, did, have, has, or will.*

1. _____ the weather forecast affect your choice of clothes yesterday?
2. The climate of the UK _____ described as temperate.
3. What _____ the temperature today? – It _____ 20 degrees above zero.
4. _____ this territory get enough sunshine and rainfall?
5. The weather _____ changed greatly recently.
6. It _____ boiling hot.
7. The wind speed and direction _____ change tomorrow.
8. The weather conditions _____ already been studied by the meteorologists.
9. _____ you usually listen to the weather forecast?
10. _____ there any places in the UK which _____ warmer than inland?

Lesson 6. Whatever the Weather...

1 Look at the pictures. Say:

- what season it is;
- what the weather is like;
- what clothes you usually wear on such a day.



2 Put the following adjectives into two columns: fine weather, nasty weather. What season of the year do these adjectives describe?

Cloudy, rainy, misty, snowy, foggy, sunny, hot, wet, cold, dull, calm, stormy, windy, bright, clear, warm, cool.

3 Listen and read the dialogue. Match it to one of the pictures of Ex. 1.

A: Nice day, isn't it?

B: Yes, it is. It's a perfect day for staying outside!

A: I enjoy this time of the year. It's often sunny and warm. You don't have to put much clothes on.

B: But you can't know for sure what the weather will be like in the afternoon. Yesterday I was caught in the rain and got wet through.

A: You mustn't forget that you're in Scotland. It rains nearly every day here. So you have to take your umbrella with you all the time.

B: That's good advice. Now I know that.

Learning Strategies: Talking About the Weather

People often talk about the weather. It is a way to greet someone you pass on the street. It's a way to begin a conversation with someone you don't know at a social event. Conversations about the weather are never very long; they are usually only openers to other subjects. A comment about a nice day or a personal complaint about the rain is an easy way to break the ice.

Here are some comments about the weather:

Nice day, isn't it?

Hot enough for you?

I'm boiling!

Looks like rain to me.

A little on the cool side, isn't it?

It's pouring down today.

It's a perfect day for staying outside!

I can't stand it. It's freezing!

This rain hasn't let up for two weeks.

I'm going crazy! Gee, it's slippery out there.

Isn't it beautiful out today? Are you joking? I'm soaking wet!

4 Work in pairs. Use the phrases from the table above to talk about the weather in the pictures of Ex. 1 on p. 126.

5 Report the sentences.

1. Ann says, "Don't forget to take an umbrella with you. It's going to rain."
2. Steve says, "It doesn't usually rain hard in September here."
3. Pamela says, "We don't usually get so much snow in December."
4. Ramona says, "Don't put a warm sweater on, Jack!"
5. Dennis says, "You have soaked wet. Give me your jacket and hat to dry."
6. Sue says, "It's too windy for a picnic."
7. Mr Stevenson says, "The weather has already changed today."
8. Mrs Brown says, "Put the right clothes into your suitcase!"

6  Write a few sentences about your favourite season of the year. What activities enjoy the greatest popularity among the teenagers?

Lesson 7. At the Map of the UK

- 1** a) Look at the compass and give names to all the numbers.
Use the words:


the north, the south, the east, the west, the north-east, the north-west, the south-east, the south-west.

- b) Look and say as in the example. Give full names instead of the abbreviation.

SE, S, SW, NW, NE, N, E, W.

Example:

SE stands for the south-east.



Grammar Lab: Prepositions

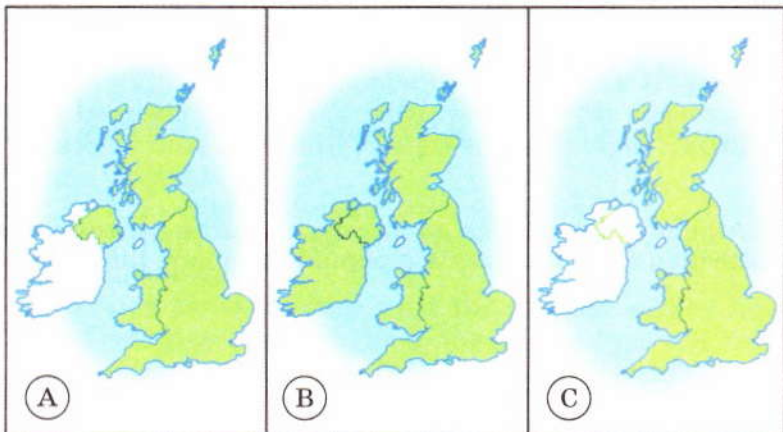
in the north (north-west)
in the south (south-east)
in the east (north-east)
in the west (south-west)

to the north of
to the south of
to the east of
to the west of

to the north-east of
to the south-east of
to the north-west of
to the south-west of

- 2** Listen and read the conversation between two friends. Match the geographical names to the pictures.

- ___ 1. The British Isles
___ 2. Great Britain
___ 3. The United Kingdom of Great Britain and Northern Ireland



O l i a : Look at the map! Here is Great Britain. It lies to the north-west of Europe. The official name of the country is the United Kingdom of Great Britain and Northern Ireland.

A n n : Hmm. That sounds pretty complicated.

O l i a : No, it doesn't. The country itself consists of four countries: England, Scotland, Wales and Northern Ireland.

A n n : Three of them are situated on an island of Great Britain. Look! England is in the south-east, Wales is in the west and Scotland is in the north.

O l i a : Now, I see. And where is Northern Ireland?

A n n : It is on another island.

O l i a : I've found! Here is Northern Ireland. It is in the northern part of the island of Ireland.

A n n : Right you are.

3 Read and tick the statements T (True) and F (False). Add information.

___ 1. The official name of the country is the United Kingdom of Great Britain and Northern Ireland.

___ 2. The UK consists of several parts.

___ 3. The UK is an island country.

___ 4. Ann knows a lot about the UK.

Vocabulary Notes

- the British Isles = all of the United Kingdom and the Republic of Ireland
- Great Britain (sometimes called Britain) = England, Wales and Scotland
- the United Kingdom = England, Wales, Scotland and Northern Ireland

4 Look at the weather map from *The Daily Express*. Act out short dialogues. Talk about the weather in different parts of the UK.

1. A: What's the weather like in the west of the UK?

B: It's _____.

2. A: What's the weather forecast for the northern part of the UK?

B: There's going to be _____.

3. A: How's the weather in _____ (Scotland)?

B: It's _____.

A: What's the temperature?

B: It's _____ degrees above zero.

- 5** Study the weather map from *The Daily Express* again. Answer the questions.



- Which of the following statements best describes the weather across the UK:
 - dry and sunny;
 - cold with snow showers;
 - sunny intervals and showers;
 - cloudy with heavy rain?
- Which area of the UK has no sunshine forecast?
- What temperature is forecast for north-east Scotland?
- In which part of the UK is there the highest temperature forecast?
- What is the temperature in England?
- Where in Wales is no rain forecast?
- From which direction is the wind blowing in Scotland?
- How does the weather in central and eastern Scotland differ from that in Northern Ireland?

Conversation Lab

- 6** Your friend is travelling from Edinburgh to London. Describe the weather that he/she will experience on his/her journey south.

- 7**  Report the sentences. Put the correct personal pronoun (I, etc.) or possessives (my, etc.).

- She says, "I've visited Scotland last year, but I have never been to Northern Ireland."
- He says, "I am English and my native language is English."
- I say to him, "Give me a book about the places of interest in Great Britain, please."
- The teacher tells them, "You will have the meeting with our friends from Scotland."
- My mum says, "The day is going to be nice tomorrow."
- Sam says, "There is no rain forecast for the coming week."

Lesson 8. The Land of Great Britain

1 Listen and repeat the geographical names.

The United Kingdom of Great Britain and Northern Ireland – Об'єднане Королівство Великої Британії та Північної Ірландії.

The British Isles – Британські острови.

The Irish Sea – Ірландське море.

Northern Ireland – Північна Ірландія.

Wales – Уельс.

Scotland – Шотландія.

The English Channel – протока Ла-Манш.

The Strait of Dover – Дуврська протока.

The Atlantic Ocean – Атлантичний океан.

The North Sea – Північне море.

The Irish Republic – Ірландська республіка.

Edinburgh – м. Единбург.

Cardiff – м. Кардіфф.

Belfast – м. Белфаст.

The Union Jack – “Юніон Джек”, національний прапор Королівства Великої Британії та Північної Ірландії.

2 Read the text to get some information about the UK. Look at the map of the UK on the fly leaf¹ and find the places you are reading about.

The Land of Great Britain

The United Kingdom of Great Britain and Northern Ireland (the UK) is situated off the north-west coast of Europe. It consists of four countries which are England, Scotland, Wales and Northern Ireland. Their capitals are London, Edinburgh, Cardiff and Belfast.

The UK is an island state. The two main islands are Great Britain (where England, Scotland and Wales are situated) and Ireland. Northern Ireland and the independent Irish Republic are there. The two islands are separated by the Irish Sea.




England



Scotland

¹ A fly leaf – форзац.



Wales



Northern Ireland

The UK is separated from the continent by the English Channel and the Strait of Dover. The UK is also washed by the Atlantic Ocean in the north and the North Sea in the east.

The area of the UK is 244,100 square kilometres. The most important rivers are the Thames, the Severn and the Clyde. There are many lakes around the UK. There are mountains in the UK but they are not very high. The Grampian Mountains are a mountain range of central Scotland. It extends north-east to south-west and forms a natural barrier between the Highlands and Lowlands. Ben Nevis (1,343.8 m) is the highest peak.

The Pennines are a low-rising mountain range in northern England and Scotland. They are known as “the backbone of England”. There are the Cambrian Mountains in Wales.

More than 57 million people live in Britain. Many of them live in big industrial cities like London. Manchester and Liverpool, for example, are big industrial cities in the centre of England. But foreigners are often surprised by the fact that much of land in Britain is open country. There are many lonely hills, quiet rivers, deep lakes and just farmlands, especially in the south of the country.

The flag of the United Kingdom is known as the Union Jack. It is made up of three crosses: the cross of St. George (the patron saint of England), the cross of St. Andrew (the patron saint of Scotland) and the cross of St. Patrick (the patron saint of Ireland).

3 Work in pairs. Take turns to ask and answer the questions.

1. Where is the UK situated?
2. Why is the UK called an island state?
3. Are there any rivers in the UK?
4. What do you know about mountains in Great Britain?
5. Why are foreigners surprised by the fact that much of land in Britain is open country?
6. What is the Union Jack made up?

Grammar Lab: Article *the* with Geographical Names

We use the definite article *the* with the geographical names of:

- rivers: *the Thames, the Severn*;
- oceans and seas: *the Atlantic Ocean*;
- mountain ranges: *the Highlands*;
- island groups: *the British Isles*;
- canals: *the English Channel*.

Note: the north/south/east/west

We don't use the definite article *the* with the names of:

- towns, countries: *London, Great Britain* (But: *the UK*);
- lakes, individual mountains: *Loch Ness, Ben Nevis*.

4 a) Look through the text of Ex. 5 on p. 132 again and find what it says about:

- seas, oceans and rivers;
- mountains;
- people;
- cities;
- the flag.

b) Work in pairs. Look at the map of the UK and write down the list of geographical names. Use the definite article *the* where necessary.

Conversation Lab

5 Speak in class. Talk about the geographical position of the UK. Show the geographical objects you're talking about on the map.

6  Put the verbs in brackets into the correct tense form and voice.

1. The United Kingdom of Great Britain and Northern Ireland (the UK) _____ (to be situated) in Europe.
2. The UK _____ (to wash) by the Atlantic Ocean in the north and the North Sea in the east.
3. What _____ you _____ (to read) about the most important rivers in the UK?
4. They _____ (to take) many pictures of Ben Nevis during their expedition to the mountains last year.
5. They _____ (to watch) a film about the industrial cities in the UK when the bell _____ (to ring).
6. The flag of the United Kingdom _____ (to know) as the Union Jack.


Lesson 9. Life in Britain

1 Look at the pictures. Listen and repeat the words.

A thistle




A rose



A shamrock



a leek



A red dragon



A daffodil

2 You are going to read a magazine article about people in Britain. Six sentences have been removed. Choose which sentences (A–G) fit into the gaps (1–6). There is one extra sentence you do not need to use.

- A A red dragon is probably the oldest symbol of Wales.
- B They like to speak Welsh, to sing songs in Welsh and when you travel you can see road signs in Welsh all over Wales.
- C Green is one of the symbols of Ireland and everybody wears green on St. Patrick's Day, the Irish national holiday.
- D The English are also famous for their love of animals.
- E People from Scotland, Wales or Northern Ireland are not English.
- F Traditional tartan skirts are called kilts and many Scots wear them – women and men!
- G Every country in the UK has got its own symbol.

People in Britain

The symbol of England is a red rose, and English people are **crazy** about gardening.

1

A lot of families have pets. English football is famous, of course, but there is another national sport too, cricket. English people like to talk about the weather.

2

Scotland is very famous for its beautiful **scenery** and the lakes called lochs. An important symbol of Scotland is a special kind of material called tartan.

Another Scottish symbol is the thistle. People in Scotland play very unusual musical instruments called bagpipes.

3

Another symbol of Wales is a vegetable called the leek. People wear them on their coats on St. David's Day, the Welsh national holiday, although some people wear another symbol of Wales – the daffodil. Welsh people are famous for their singing and their musical festivals. Rugby is their national sport.

The most famous symbol of Ireland is the shamrock. In Ireland you may see different shades and tones of green.

4

The Irish are famous for their playing, singing and dancing.

People in Britain are **reserved** and **conservative**. They have kept their traditions alive for centuries.

Everyone who was born in Britain is British. People from England are the English.

5

They are the Scottish or the Scots; the Welsh and the Irish. People from Scotland and Wales don't like it when they are called the English.

Everyone in Britain speaks English. But in some parts of Scotland and Wales people speak different languages as well. The Welsh are especially proud of their language.

6

Everyone in the UK speaks English but they all speak it differently.

3 Read the sentences and tick E (England), S (Scotland), W (Wales), NI (Northern Ireland). There is more than one answer possible.

___ 1. In this country people are crazy about gardening.

___ 2. In this country you may see different shades and tones of green.

___ 3. In this country men wear skirts called the kilts.

- ___ 4. You can see a red dragon on the flag of this country.
 ___ 5. In this country rugby is the national sport.
 ___ 6. The symbol of this country is a red rose.
 ___ 7. The most famous symbol of this country is the shamrock.
 ___ 8. In this country there are many lakes called the lochs.
 ___ 9. People who live in these countries don't like it when they are called English.
 ___ 10. These people are especially proud of their language.

4 Speak in class. Act out the situation.

Your friend has just returned from Great Britain. Ask him/her questions about people living there.

5 Put the verbs in brackets into the correct tense form.

- David _____ (to learn) the Welsh language when he was at school.
- _____ the Welshmen _____ (to wear) kilts every day or on special occasions?
- Sue _____ (to hope) that she _____ (to travel) to Northern Ireland next summer.
- My classmates _____ (to talk) about the British traditions now.
- Mr McGregor _____ (to feel) very proud of his son because he _____ (to win) the bagpipe competition.
- We _____ (to look for) the information about Great Britain for two hours.
- They _____ (to read) the story about the Scottish thistle when the bell _____ (to ring).
- Bob _____ (to draw) the UK symbols before they _____ (to come).

Lesson 10. Different Countries, Different Customs...

1 Listen to the opinion. Then listen to the responses. Say who you agree with. Present your own opinion.

Example:

A: *There are holidays which are celebrated everywhere in the world like Christmas or Easter.*

B: *It's true. But people celebrate them differently.*

C: ...

- So many countries, so many customs.
- Go abroad and you'll hear news of home.

2 Listen and read the dialogue. Say what Olya tells Ann about the Scottish traditions.



A n n : Hi, Olya! Do you have any news from your brother?

O l i a : Yes, of course! He e-mails me almost every day and tells me all his wonderful news. He has some time to travel around the country.

A n n : How interesting! Where has he been?

O l i a : He has seen **the Highland Games** in Scotland and **the Eisteddfod Festival*** in Wales.

A n n : The Highland Games are sports competitions, I suppose, but what about the Eisteddfod?

O l i a : The Highland Games don't include only sports competitions. It is also the festival of traditional Scottish music. Highlanders from all over the country perform their wonderful bagpipe music in front of old castles. It's **marvellous!** As for the Eisteddfod Festival he wrote to me that it was a musical festival with a grand choir singing.

A n n : I wish I were there¹, I love music. Is your brother comfortable with the language?

O l i a : Not everywhere, as although English is spoken everywhere, it is spoken a little bit differently and you have to listen very carefully or ask people to speak more **distinctly**.

A n n : That makes a good practice, I think.

O l i a : Oh yes, it certainly does.



¹ I wish I were there – Якби я могла там побувати.

Grammar Lab: Changes in the Reported Speech

When the reporting verb (*to say, to tell* etc) is in the Present Simple Tense, the verb tenses do not change in the Reported Speech.

"I want to visit my Granny on Sunday," Jane says. (Direct Speech.)
Jane says that she wants to visit her Granny on Sunday. (Reported Speech.)

When the reporting verb is in the past tense, the verb tenses change in the Reported Speech.

"I want to visit my Granny on Sunday," Jane said. (Direct Speech.)
Jane said that she wanted to visit her Granny on Sunday. (Reported Speech.)

Tenses change as follows:

Present Simple -----> **Past Simple**
"I don't like cakes". *He said he didn't like cakes.*

Present Continuous -----> **Past Continuous**
"I'm writing". *She said she was writing.*

Present Perfect -----> **Past Perfect**
"I have never been to London". *She said she had never been to London.*

Past Simple -----> **Past Perfect**
"I wrote a letter". *She said she had written a letter.*

will -----> **would**
"I will write a letter," she said. (Direct Speech.)
She said she would write a letter. (Reported Speech.)

can -----> **could**
"I can help you," he said. (Direct Speech.)
He said he could help me. (Reported Speech.)

Changes in expressions of time and place

Direct Speech / Reported Speech

today -----> that day
 yesterday -----> the day before
 tomorrow -----> the next day / the following day
 next week -----> the following week
 last week, last year, etc. -----> the previous week, year, etc.
 this / these -----> that / those
 here -----> there

Personal pronouns and possessive adjectives change according to the context.

"I'll help my parents about the house," Helen said. (Direct Speech.)
Helen said that she would help her parents about the house. (Reported Speech.)

- 3** Work in pairs. Take turns to report the statements from the dialogue of Ex. 2 on p. 137. Use the main verb in the Past Simple Tense.

Example:

Olia: *My brother e-mails me almost every day.*

Olia said that her brother e-mailed her almost every day.

Conversation Lab

- 4** Speak in class. Express your point of view on the following:

- if it's important to keep traditions and why;
- which countries are famous for their traditions and why;
- if there are old traditions in Great Britain and what they are;
- why the British are considered to be conservative people.

- 5**  Report the statements.

1. Olena said, "I want to visit my pen-friend who lives in Great Britain."
2. Taras said, "I have never been to Northern Ireland."
3. Inna said, "I am reading an interesting book about England now."
4. Petro said, "I visited Wales last year."
5. Ivas said, "I wore a kilt when I was in Scotland."
6. Brian said, "I will watch a rugby match next Saturday."

Lesson 11. Love Ukraine

- 1** Listen and read the poem. Say what it means to you to love the Motherland.

Love Ukraine as you would love the sun,
The wind, the grass and the streams together...
Love her in happy hours, when joys are won,
And love her in time of stormy weather.

By Volodymyr Sosyura



Listening Lab

- 2** Ann and Dan are going to travel with their English-speaking friends around Ukraine. They are telling them about their plans. Listen and draw a line on the map to show where they are going to go. What famous landmarks are they going to visit?

Seven Wonders on the Map of Ukraine



3 Look at the pictures given below. Say which of these places you've been to or have read about.



1. Chersonesus (Sebastopol) 2. Khortytsia Island (Zaporizhzhia)
 3. St Sophia's Cathedral (Kyiv)
 4. Sofiyivka (Uman) 5. Kyiv-Pechersk Lavra (Kyiv)
 6. "Kamyanets" Reserve (Kamyanets-Podilsky) 7. Khotyn Fortress (Khotyn)

- 4 Work in small groups. Talk about the seven wonders of Ukraine. Use the information given below.

Seven Wonders of Ukraine

Kamyanets-Podilsky: a famous fortress, to cover the area of 121 hectares, the Old Town, the Smotrych River, the Smotrych Canyon, Castle Bridge, the Old and New Castles.

Kyiv-Pechersk Lavra, Kyiv: to be founded in 1051 by the monks Antony and Feodosiy, the Berestove Caves, the centre of Christianity in the 11th century, to become famous as the Lavra monastery in the 12th century, to play a great role in the development of culture in Kyiv Rus, to have good collections of ancient manuscripts, cloth, embroidery, jewellery, ancient icons and the works of modern artists.

Sofiyivka, Uman, Cherkasy Region: to be situated in the southern part of Uman, the Kamianka River, to cover the area of 179,2 hectares, to welcome 500,000 visitors a year, the fabulous collection of 546 types of trees, 1557 types of bushes, 115 types of lianas, 1212 types of herbs.

St. Sophia's Cathedral, Kyiv: to be situated in the centre of Kyiv, to date back to the 11th–18th centuries, one of the main cathedrals in Central Europe, to be founded by Yaroslav the Wise, to be devoted to St. Sophia, the marvelous interior design which reproduces the medieval model of the Universe, to write chronicles, the first library in Kyiv Rus, to be ruined by the enemies many times, to survive till nowadays, beautiful frescoes and mosaics.

Chersonesus, Sebastopol: the ancient Greek town-state, to be situated in the south-western part of the Crimea near modern Sebastopol, to be founded in 422–421 B.C. as a Greek town on the southern coast of the Black Sea, the ruins of Greek, Roman and Byzantine fortifications, houses, baths, churches and the ancient theatre for 3,000 people.

Khotyn Fortress: the fortress of the 13th–18th centuries, the first fort of the 9th century was built under Prince Volodymyr, to be situated on the important trade crossroads, to be connected with the names of many historical figures (Danylo Halytsky, Stephan III from Moldova, Mohammed II, the Turkish Sultan, Ian Tarnovsky from Poland, Bohdan Khmelnytsky, and others).


Khortytsia Island, Zaporizhzhia: the biggest island on the Dnipro River, the unique natural and historical complex, to cover the area of 3,000 hectares, to stretch for 12,5 km from the west to the east and 2,5 km from the north to the south, used to be covered with thick forests, a steppe in the southern part of the island with the rare types of plants and herbs, deep slopes in the south-western part of the island, ancient settlement which dates back to III–II thousand years B.C., to have a good strategic location, to be connected with the history of Zaporizhzhyan Cossacks.

Conversation Lab

- 5** Speak in class. Find information about the famous landmarks of your region, use the prompts and talk about them.

I live in _____ region. It's in the _____ of Ukraine. It has _____ (steppes, forests, rivers, etc.). The nature of my region is _____. _____ region is famous for _____. It is rich in _____. It has _____ history. The outstanding people who live in my region are _____. So you can find monuments to _____. There are also _____. Many people visit _____ every year. They admire _____. My region is full of _____.

All in all, it is _____. I love my region and I'm proud of its history.

- 6**  Write a story about one of the seven wonders of Ukraine. Use the information from Ex. 4 on p. 141.

Lessons 12–13. At the Map of Ukraine

- 1** Look at the map of Ukraine. Ask and answer the questions.



1. Where is Ukraine situated?
2. What countries does it border on?
3. What is it washed by?
4. Are there mountains in Ukraine? Where are they situated?
5. Are there rivers in Ukraine?
6. How is the landscape changing from west to east of the country?
From north to south?
7. What type of climate is there in Ukraine?

2 Read the text about the geographical position of Ukraine. Match the paragraphs (1–5) with the most suitable headings from the list (A–E).

A Ukrainian Mountains

B Ukrainian Neighbours

C Water Bodies and Water Resources

D The Administrative Division of Ukraine

E Climate

The Geographical Position of Ukraine

1. _____

The territory of Ukraine is about 603,700 thousand square kilometres. Our country **stretches** for 1,300 km from east to west and 900 km from north to south. The country is situated in the centre of Europe. It borders on Russia, Moldova, Romania, Hungary, Slovakia, Poland and Belarus. The geographical position of Ukraine is ideal for the development of its economy due to the natural resources, too.

2. _____

We find the Carpathian Mountains with the highest **peak** Hoverla (2,061m) in the west of Ukraine. The Carpathians are young mountains. They are characterized by flat summits and gentle slopes. The flat area of the treeless summit is called a polonyna.

There are the Crimean Mountains with the highest peak Roman-Kosh (1,545m) in the south of Ukraine. Their slopes are **steep**.

3. _____

Ukraine is washed by the Black Sea and the Sea of Azov in the south. The main ports are Odesa, Kherson, Mykolayiv and Sebastopol.

Ukraine has over 131 rivers. The largest rivers are the Dnipro, the Dniester, the Danube, the Southern Buh, the Siversky Donets and the Tysa.

There are over 3,000 lakes throughout Ukraine. The largest fresh-water lakes are Lake Yalpuh and Lake Svytiat.

4. _____

Ukraine consists of 24 regions and the Autonomous Republic of Crimea. The regions are: Vinnitsia, Dnipropetrovsk, Donetsk, Zhytomyr, Zakarpattia, Zaporizhzhia, Ivano-Frankivsk, Kyiv, Kirovohrad, Luhansk, Lviv, Mykolaiv, Odesa, Poltava, Rivne, Sumy, Ternopil, Kharkiv, Kherson, Khmelnytsky, Cherkasy, Chernihiv, Chernivtsy and Volyn. The cities of Kyiv and Sebastopol have a special status set by **the laws** of Ukraine. Kyiv is the capital of Ukraine.

5. _____

The climate of Ukraine is different in various parts of the country. The Carpathian and the Crimean Mountains protect the country from the bitter winds. The climate along the coasts of the Black Sea and the Sea of Azov is much warmer than the climate of the rest of the country. Summer is hot here and winter is mild.

The climate of the Crimea is subtropical. Summer is hot and dry. Winter is more often rainy than snowy. There are a lot of evergreen trees and bushes here.

The rest of Ukraine's territory has a **moderately continental** climate. It has become milder and warmer recently. The highest **rain-fall is observed** in the western part of Ukraine, in the Carpathians. This is the wettest place in Ukraine.



- 3** a) Match the words (1–9) in the table on page 145 with their definitions (a–i).
 b) Make sentences with the words and word combinations from the table on page 145.

1.	A square kilometre	a)	owed to someone or something;
2.	To border on	b)	a surface which is higher on one side than the other;
3.	A peak	c)	to reach, spread out or cover;
4.	A slope	d)	the official legal position or condition of a person, group, country, etc.;
5.	Gentle	e)	something such as useful land, or minerals such as oil or coal, that exists in a country and can be used to increase its wealth;
6.	To stretch	f)	not rough;
7.	A status	g)	a unit for measuring area;
8.	Due to	h)	to share a border with another country;
9.	Resources	i)	the pointed top of a hill or a mountain.

- 4** Read and choose the correct item to complete the sentences.

- Ukraine borders on _____.
 a) 9 countries b) 5 countries c) 7 countries
- The Carpathian Mountains are characterized by _____.
 a) flat summits and gentle slopes
 b) flat summits and deep slopes
 c) pointed tops and gentle slopes
- The Crimean Mountains are in _____ of Ukraine.
 a) the north b) the south c) the west
- Ukraine has over _____ rivers and _____ lakes.
 a) 101; 10,000
 b) 131; 30,000
 c) 131; 3,000
- Ukraine consists of _____.
 a) 24 regions
 b) 42 regions and the Autonomous Republic of Crimea
 c) 24 regions and the Autonomous Republic of Crimea

6. The cities of _____ have a special status set by the laws of Ukraine.
 - a) Kyiv and Kharkiv
 - b) Sebastopol and Simferopol
 - c) Kyiv and Sebastopol
7. The climate of Ukraine is _____.
 - a) moderately continental and subtropical
 - b) different in various parts of the country
 - c) subtropical
8. The highest rainfall is observed in _____ part of Ukraine.
 - a) the western
 - b) the eastern
 - c) the southern

5 Fill in the articles *a*, *an* or *the* where they are necessary.

1. _____ Ukraine is situated in _____ centre of _____ Europe.
2. _____ Ukraine borders on _____ Russia, _____ Moldova, _____ Romania, _____ Hungary, _____ Slovakia, _____ Poland and _____ Belarus
3. _____ Carpathian Mountains have _____ flat summits and _____ gentle slopes.
4. Have you ever tried to climb _____ Hoverla?
5. What is _____ highest peak of _____ Crimean Mountains?
6. My family usually spends _____ month or _____ two in _____ summer at _____ Black Sea or _____ Sea of Azov.
7. _____ Ukraine consists of 24 regions and _____ Autonomous Republic of _____ Crimea.
8. My grandparents live in _____ Rivne.
9. _____ cities of _____ Kyiv and _____ Sebastopol have _____ special status set by _____ laws of _____ Ukraine.
10. _____ climate along _____ coasts of _____ Black Sea and _____ Sea of Azov is much warmer than _____ climate of _____ rest of _____ country.

Conversation Lab

6 Speak in class. Talk about the geographical position of Ukraine.



7 Write a letter to your English-speaking friend. Tell him/her about the famous landmarks in the place where you live.

Lesson 14. Countries in the News

- 1 a) Look at the photos below. Describe traditional Ukrainian clothes.
b) Say what traditional folk crafts are popular in Ukraine and in the place where you live.



- 2 Read the magazine article and say what the main characteristics of the Ukrainian people are.

People in Ukraine

People **inhabited** the territory in south-eastern Europe, that is now Ukraine, since **prehistoric** times. The territory of Ukraine in ancient times was inhabited by the tribes of the Slavs. They grew **the crops**, hunted, fished, kept bees, and **were engaged** in various crafts.

The official language is Ukrainian. According to UNESCO it **occupies** the twenty-second place among the world languages and the second place after Russian among the **Slavonic** languages. And what kind of people are we? In a recent poll, the Ukrainian people were asked to describe themselves: 80 % described us as tolerant people; 73 % thought Ukrainians were **hospitable** to foreigners; finally 71 % agreed that Ukrainians were reserved people. But all the people admit that the main characteristic features of Ukrainians are kindness and hospitality. They welcome visitors open-heartedly, warmly and generously.

Ukrainians are hard-working and skilful. They are brave, **determined** and ready for **self-sacrifice**.

People in Ukraine are well-known for their dancing and singing abilities. It is impossible to imagine Ukraine and Ukrainians without music. All people's **sorrows** and **joys**, wittiness and humour, courage and **passionate** love to their native land are in our songs.

The Ukrainian nation is very talented. Our country gave numerous talented singers, musicians and composers to the world.

- 3** Read and tick the statements T (True) or F (False). Add information to the true statements and correct the false ones.



- ___ 1. Ukrainians inhabited the territory in south-eastern Europe, that is now Ukraine, since the 10th century.
- ___ 2. Now we live in an independent country.
- ___ 3. Ukrainians comprise the biggest part of the whole population of Ukraine.
- ___ 4. The Ukrainian language occupies the twentieth place among the world languages.
- ___ 5. The main characteristic features of Ukrainians are kindness and hospitality.
- ___ 6. Ukrainians have no sense of humour.
- ___ 7. A lot of discoveries about Ukraine and its people can be made from the Ukrainian songs.
- ___ 8. Our country didn't give many talented singers, musicians and composers to the world.

- 4** Say what these numbers refer to:

80 %; 73 %; 71 %, 2nd, 22nd.

Conversation Lab

- 5** Your English-speaking friend has visited Ukraine recently. Ask him/her questions to know what he/she thinks of the country and its people.

- 6**  Complete the sentences. Fill in *said* or *told*.

- I _____, "I wasn't in the Crimea last summer."
- She _____ me, "Ukrainian scientists make a great contribution into the development of world science."
- They _____, "Our teacher knows a lot of facts about the greatest tragedy in Chernobyl in 1986."
- She _____ him, "I have always been interested in the history of Great Britain."
- The teacher _____, "Prepare the project "The English people don't have climate, they only have the samples of weather."
- She _____ us, "They are going to visit the Giant's Causeway soon."

Lesson 15. This Is the Way We Live**Project Work**

- 1** Work in groups. You are having a class meeting. You want to design a newspaper issue about the ways people live in different parts of the world. Share the roles. Follow the recommendations given below. Discuss your plans.
- 2** Design a newspaper. Present it to your classmates (schoolmates).

Your Assignment

Work in small groups. Decide on a country you would like to write about. Find the necessary information about it. Write about the geographical position of this country, its climate and people living there. Describe the traditional clothes and artworks. Complete the following information about the organization of the newspaper.

Name of the newspaper _____

Target readers _____
(class, the entire school, parents, teachers)

The motto of the issue _____

Editor(s)-in-Chief _____

Copy Editors _____

Production / Design Decisions

Page size _____

Number of pages _____ Number of columns _____

Type of production _____

Who will prepare material for production? _____

Who will be responsible for reproduction? _____

Editorial Decisions

Type of news sections and headlines _____

Journalists assigned _____

Interviews _____

Art / Design Decisions

Designers assigned _____

Deadlines!

Date news and feature stories must be completed _____

Date news and feature articles will be prepared for printing _____

Date newspaper will be printed _____

Date newspaper will be distributed _____

Lesson 16. Grammar Revision

1 Rewrite the sentences in the Reported Speech.

1. The teacher says, "Great Britain consists of four parts."
2. The pupil answers, "I have never been to Scotland. I think I'll go there next year."
3. John says, "I am staying at the Hilton Hotel."
4. She says to us, "I was in London last year. My friends in London sometimes invite me to spend my holidays with them."
5. Ann says, "I do not go to the south every year."
6. She claims, "The Severn is the longest river in Great Britain."

2 Rewrite the sentences in the Reported Speech. Pay attention to the changes you have to make.

1. He said to me, "You'll see your friends before you leave Kyiv."
2. Ann said to Mike, "I am going to stay in Lviv for a month."
3. Mary said to Peter, "I have never visited the famous park in Uman."
4. She told me, "Find a few pictures of the Carpathians."
5. The teacher told us, "There are many rivers in Ukraine."
6. She explained to them, "We learnt about the geographical position of Ukraine at the last lesson."

3 Fill in the correct forms of *said* or *told*.

1. Sue _____, "I know a lot of facts about the history of Great Britain."
2. The teacher _____ us, "Write a short story about your excursion to the National Gallery."
3. They _____, "We are going to visit Edinburgh, the twin-city of Kyiv."
4. Peter _____ us, "I have made a lot of photos during my trip to Wales."
5. Kim _____, "I like chatting online with my friends in Northern Ireland."
6. Cathy _____ us, "My friend has just arrived from the UK. She is full of impressions."

4 Read the text about the traditional dance in Ukraine. Put the verbs in brackets into the correct tense form.

The Traditional Dance of Ukraine

Ukrainian musical culture _____ (to have) its roots in ancient Slavic music. As a result, most Ukrainian music and dance _____ (to associate) with the folk calendar, harvest, and life-

cycle events. Many life-cycle songs, especially wedding songs, _____ (to base) on dance rhythms. One of the examples of such a dance _____ (to be) "Arcan" ("The Lasso"). Ukrainian music _____ (to play) on the violin, tsymbaly, kobza, bandura, torban, and bagpipes.


Many of the dynamic and colourful folk dances of Ukraine _____ (to reflect) a rural or Cossack lifestyle. The oldest dances _____ (to be) the khorovody, agricultural dance games which _____ (to associate) with the cult of the sun. Originally, folk dances _____ (either / to accompany) by songs or by instruments. They _____ (to be) also exclusively female, such as the "Metelytsia", or exclusively male, such as the "Arkan" or the famous "Hopak"; today both males and females _____ (to participate) in the same dances. Numerous Ukrainian dance troupes _____ (to cultivate) the traditional folk dances.

Introduced in the late 18th century, classical ballet _____ (to develop) under Russian and European influence and _____ (to attain) high standards. Ukraine _____ (to have) six theatres for opera and ballet performances.







5 Speak in class. Talk about the traditions in the place where you live.



6  Write a letter to your English-speaking friend. Tell him/her about Ukrainian culture and lifestyle.

Self-Assessment

Think of your records. Tick how well you know it.
4 = very well, 3 = OK, 2 = a little, 1 = needs to improve.


	Now I can...	4	3	2	1
	<ul style="list-style-type: none"> • describe the geographical position of the UK and Ukraine • talk about climate and weather • talk about lifestyle in the UK and Ukraine • talk about teenage leisure • ask and present information about the UK and Ukraine 	<input type="checkbox"/>	<input type="checkbox"/>	<input type="checkbox"/>	<input type="checkbox"/>
	<ul style="list-style-type: none"> • understand information during a discussion • understand a dialogue and a discussion 	<input type="checkbox"/>	<input type="checkbox"/>	<input type="checkbox"/>	<input type="checkbox"/>
	<ul style="list-style-type: none"> • read and understand the magazine article • find the necessary information in the article • choose the correct heading to the paragraph 	<input type="checkbox"/>	<input type="checkbox"/>	<input type="checkbox"/>	<input type="checkbox"/>
	<ul style="list-style-type: none"> • write an e-mail letter • write an informal letter 	<input type="checkbox"/>	<input type="checkbox"/>	<input type="checkbox"/>	<input type="checkbox"/>

READER

THE RANSOM OF
RED CHIEF



Unit 1. Mass Media: the Press



Mark Twain

Mark Twain (1835–1910) (born Samuel Langhorne Clemens) is one of the best known American writers. He spent his childhood in a small town on the banks of the Mississippi River. Later, in his books "The Adventures of Tom Sawyer" (1876) and "The Adventures of Huckleberry Finn" (1884) Twain made the Mississippi a place of light, happiness and adventure.

Samuel's schooling ended very early. At the age of 11, after his father's death, he was apprenticed to a printer. This occupation gave him a useful education. He picked up a lot of information when printing and learned to tell good writing from bad.

Mark Twain had changed many jobs before he became a writer. He was a steamboat pilot, took up silver mining, prospected for gold in California gold fields, tried speculation in timber and land, and finally became a journalist, and the author of humorous stories. Then he went on tours to Hawaii, Europe, and the Middle East as a correspondent. Later his adventures served as the subject of several books. On his return he became a successful humorous lecturer.

Mark Twain felt a call for humorous literature. But with years, his humour changed. Once light and amusing, it later became sharp and bitter. He often showed people as 'a museum of diseases' and attacked society with all its wrongs.

Mark Twain's story "How I Edited an Agricultural Paper" was published in 1870.



Before You Read

1 Answer the questions.

1. Have you ever read the newspapers?
2. What kinds of newspapers do you like reading?
3. What topics do they cover?
4. What things in these newspapers attract the readers' attention more: advertisements or articles?
5. Have you ever tried your hand at editing a newspaper?
6. Does the editor have to know everything that is published in the newspaper?



Reading File

Vocabulary Notes

bang <i>v</i>	/bæŋ/	грюкати
cane <i>n</i>	/keɪn/	палка
circulation <i>n</i>	/ˈsɜːkjəˈleɪʃən/	тираж
cripple <i>v</i>	/'krɪpəl/	калічити
guano <i>n</i>	/'gwɑːnəʊ/	пташиний послід
hatch <i>v</i>	/hætʃ/	висиджувати
passageway <i>n</i>	/'pæsɪdʒweɪ/	прохід
relieve <i>v</i>	/rɪ'liːv/	полегшувати, заспокоювати
spring <i>v</i>	/sprɪŋ/	стрибати
turnip <i>n</i>	/'tɜːnɪp/	ріпа, турнепс

How I Edited the Agricultural Paper

(By Mark Twain)



I had some doubts when I agreed to edit an agricultural paper. But I needed money. The regular editor of the paper was going off for a holiday, and I took his offer and his place.

I worked hard all the week with pleasure. We went to press, and I waited a day with a hope that my effort was going to be noticed. As I left the office, a group of men and boys at the foot of the stairs gave me **passageway**, and I heard one or two of them say: "That's him!" I was naturally pleased with their attention. The next morning I found a similar group at the foot of the stairs, standing here and

there in the street, and over the way, watching me with interest. I heard a man say, "Look at his eye!" I pretended not to notice their attention, but secretly I was pleased with it. I went up the short flight of stairs, and heard cheery voices and a ringing laugh as I drew near the door, which I opened, and saw two young men jumping out of the window with a great crash. I was surprised.

In about half an hour an old gentleman, with a fine but rather strict face, entered, and sat down at my invitation. He seemed to have something on his mind. He took off his hat and set it on the floor, and got out of it a red silk handkerchief and a copy of our paper.

He polished his spectacles with his handkerchief and said, "Are you the new editor?"

I said I was.

"Have you ever edited an agricultural paper before?"

"No," I said; "this is my first attempt."

"Have you had any experience in agriculture practically?"

"No, I believe I have not."

"Some instinct told me so," said the old gentleman. "I wish to read you what made me have that instinct. It was this editorial. Listen, and see if it was you who wrote it: - 'Turnips should never be pulled, it injures them. It is much better to send a boy up and let him shake the tree'. Now, what do you think of that? - for I really suppose you wrote it?"

"Think of it? Why, I think it is good. I think it is sense. I have no doubt that every year millions and millions of turnips are spoiled by being pulled in a half-ripe condition, when if you send a boy up to shake the tree" - "Shake your grandmother! Turnips don't grow on trees!"

Then this old person got up and tore his paper all into small pieces, and broke several things with his cane, and said I did not know as much as a cow; and then went out and banged the door after him, and, in short, acted in such a way that I thought he was displeased about something. But as I didn't know not what the trouble was, I could not be any help to him.

Soon after this a long, pale man ran into the room, stopped at I some distance from me, and, after examining my face with interest for a while, drew a copy of our paper from his jacket, and said:

"There, you wrote that. Read it to me - quick! Relieve me. I suffer."

I read as follows; and as the sentences fell from my lips I could see the relief come, I could see the excitement go out of the face, and rest and peace change the features:

"The guano is a fine bird, but great care is necessary in looking after it. In the winter it should be kept in a warm place, where it can hatch out its young.

And now, the pumpkin. This berry is a favourite with the people of New England, who prefer it to the gooseberry for the making of fruit-cake, and who prefer it to the raspberry for feeding cows. The pumpkin is the only plant of the orange family that will grow in the North, but planting it in the yard is becoming unpopular because it does not give shade..."

The excited listener **sprang** toward me to shake hands, and said:

"There, there – that will do. I know I am all right now, because you have read it just as I did, word for word. But, when I first read it this morning, I said to myself I was crazy. I read your newspaper again and again, to be certain that I was crazy, and then I burned my house down and started. I have **crippled** several people, and have got one fellow up a tree, where I can get him if I want it. But I thought I would call in here as I passed along and make the thing perfectly certain; and now it is certain, and I tell you it is lucky for the fellow that is in the tree. Goodbye, sir; you have taken a great load off my mind."

I felt a little uncomfortable, but soon stopped worrying, for the regular editor walked in!

The editor was looking sad and unhappy. He looked at the pieces of furniture broken by that old man and those two young farmers, and then said: "This is a sad business – a very sad business. But that is not the worst. The reputation of the paper is ruined, I fear. True, there never was such a call for the paper before, and it never sold such a large edition; but does one want to be famous for lunacy? My friend, as I am an honest man, the street out here is full of people, waiting to have a look at you, because they think you are crazy. And well they might after reading your editorials. Why, who put it into your head that you could edit a paper of this nature? You know nothing about agriculture. I want you to throw up your situation and go. I want no more holidays. Certainly, not with you in my chair. I want you to go. Why didn't you tell me you didn't know anything about agriculture?"

"Tell you, you corn-stalk, you cabbage, you son of a cauliflower? It's the first time I ever heard such an unfeeling remark. I tell you I have been in editorial business for fourteen years, and it is the first time I ever heard of a man's having to know anything in order to edit a newspaper. You turnip! Who write the dramatic critiques for the second-rate papers? Why, shoemakers, who know just as much about good acting as I do about good farming and no more. Who review the books? People who never wrote one. Who edit the agricultural papers? Men, as a general thing, who fail in the poetry line, adventure novel line, sensation drama line, city editor line, and finally fall back on agriculture. You try to tell me anything about the newspaper business! I take my leave, sir. Since I have been treated as you have treated me,

I am perfectly willing to go. But I have done my duty. I said I could make your paper of interest to all classes – and I have. I said I could run your **circulation** up to twenty thousand copies, and I have done it. And I have given you the best class of readers that ever an agricultural paper had. You are the loser in this situation, not me. Goodbye.”

I then left.

* * *



Building up Vocabulary

2 Match the words (1–8) with their definitions (a–h).

1. To bang	g)	to hit smth hard, making a loud noise;
2. To relieve	h)	to reduce someone's pain or unpleasant feelings;
3. A turnip	e)	a large round pale yellow vegetable that grows under the ground, or the plant that produces it;
4. A cane	f)	a long thin stick with a curved handle that you can use to help you walk or punish other people;
5. To spring	c)	to move suddenly and quickly in a particular direction;
6. An instinct	d)	a natural tendency to behave in a particular way;
7. To edit	a)	to prepare a book, piece of film etc for printing or broadcasting by removing the mistakes;
8. A passageway	b)	a long, narrow connecting way, esp. inside the building.

3 Choose the correct word from Ex. 1 to complete the sentences.

- The newspaper editor _____ letters before printing them.
- Tom _____ out of bed and ran downstairs.
- He pulled all the _____ in a half-ripe condition.
- He led me down a narrow _____.
- Most animals have an _____ to protect their young.
- We _____ to hear that you had arrived safely.
- I was often punished with a _____ when I was a child.
- Stop _____ on the door.

4 Find the words in the story to talk about:

- editor's work;
- readers;
- editing of a newspaper.



Comprehension Check

5 Answer the questions.

1. Why did the main character take the offer to become an editor of an agricultural newspaper?
2. Why was the new editor pleased during his first days in the office?
3. What was the opinion of an old gentleman about the new editor?
4. Why did the long pale young man who came to the office suffer?
5. What caused the sadness of the regular editor?
6. What were the positive effect and the failure of the new editor of an agricultural newspaper?

6 Choose the correct item to complete the sentences:

1. I had some doubts when I agreed to edit _____.
 - a) an agricultural magazine
 - b) an agricultural paper
 - c) a book on agriculture
2. I was naturally pleased with _____.
 - a) their admiration
 - b) his attention
 - c) their attention
3. Great care is necessary in looking after _____.
 - a) the turnip
 - b) the guano
 - c) the pumpkin
4. It is the first time I ever heard of _____ man's having to know anything in order to _____.
 - a) establish a newspaper
 - b) edit the newspaper
 - c) read the newspaper



Reading and Thinking

7 Number the events in order they happen in the story.

___ A. I was naturally pleased with the attention of a group of men and boys.

- ___ B. But the editor has taken a great load off the mind of a long pale man.
- ___ C. After his coming back the regular editor was displeased with the reputation of the paper.
- ___ D. I took the offer of the regular editor of the paper.
- ___ E. Nevertheless, the new editor has done his duty.
- ___ F. The old person who was displeased by the paper, got up, tore his paper into small pieces, broke several things with his cane, went out and banged the door after him.

8 Complete the statement.

The text is about _____.

- success in a publishing business
- failure in a publishing business
- the importance of being a good specialist in everything you do

9 Say and tick the statements T (True) or F (False).

- ___ 1. The young man agreed to edit an agricultural magazine.
- ___ 2. Every year millions and millions of turnips are spoiled by being pulled in a half-ripe condition.
- ___ 3. In the winter the pumpkin should be kept in a warm place.
- ___ 4. The regular editor was looking happy after his holiday.
- ___ 5. The street out here is full of people who think that you are crazy.
- ___ 6. You are the loser in this situation, not me.

10 Say if the new editor understood why the regular editor was angry with him.

11 Complete the sentences given below.

1. The new editor was a person to surprise everyone because _____.
2. He decided he could edit an agricultural newspaper because _____.



Discussing the Story

12 Say what was interesting for you to learn about the work of an editor.

13 Prove that not everyone can become a good editor. What kinds of skills and knowledge are needed for this work?



Speaking File

14 Imagine that you have come to visit a new editor. What will you ask him about?

15 Read, complete and act out a dialogue about the editorial you have read.

- Hi, _____! Have you read the editorial in _____? I'm really shocked with the facts they are writing about!
- What issue are you talking about?
- _____, It's from 10 May.
- I don't have one. I had to stand in a queue for it, but they all were sold out this morning. What _____?
- I think, all the facts that are there. Just listen, _____.
- Oh no. _____.
- I think we should go and visit your Editor-in-Chief!
- _____.




Writing File

16 Write a letter to the editor. Complain about the mistakes you have found in the editorial. Use the facts from the story.

Unit 2. School Life

Roald Dahl



Roald Dahl (1916–1990), the British writer, famous for his short stories and children's books. He is one of the world's most beloved children's authors. Not only did he create such **memorable** characters as Willy Wonka, Danny the Champion of the World and The BFG, but he also had a very successful career writing short stories for adults.

Roald Dahl was born in Wales, the child of Norwegian parents. During World War II, he served as a fighter pilot in the Royal Air Force, suffering serious injuries when his aircraft crashed in the Libyan Desert in 1942.

After the war, Dahl began to write short stories for magazines and in 1948 published his first novel, "Sometime Never", about global

nuclear war and its **aftermath**. This was unsuccessful, but two collections of short stories, "Someone Like You" (1953) and "Kiss, Kiss" (1960), established him as a talented writer of **bizarre** and grotesque fiction.

It was as a writer of children's books that Dahl achieved his greatest fame. He wrote 19 of these, including "James and the Giant Peach" (1961), "Charlie and the Chocolate Factory" (1964), "Fantastic Mr Fox" (1970) and "Danny the Champion of the World" (1975). Almost as successful were "The Twits" (1980), "George's Marvellous Medicine" (1980) and "The BFG" (1982).

R. Dahl wrote the **screenplay** to his most famous work, Charlie and the Chocolate Factory, as Willy Wonka and the Chocolate Factory. Other screenplays included "You Only Live Twice" (1967) and "Chitty Chitty Bang Bang" (1968), both adapted from Ian Fleming novels. Films were also made of "Danny the Champion of the World" (1975), "The Witches" (1983) and "Matilda" (1988), his last full-length work.



Before You Read

1 Answer these questions.

1. Do you remember your first day at school?
2. What were your first impressions of the school building?
3. What was your classroom like?
4. Did you like your first teacher?



Reading File

Vocabulary Notes

adore <i>v</i>	/ə'dɔ:/	обожнювати, поклонятися
aftermath <i>n</i>	/ɑ:ftəməθ/	наслідки
arrangements <i>n</i>	/ə'reɪndʒmənts/	приготування
bizarre <i>adj</i>	/bɪ'zɑ:/	химерний
bottom class <i>phr</i>	/'bɒtəmklɑ:s/	перший клас
fragile <i>adj</i>	/'frædʒaɪl/	слабкий
go through <i>phr</i>	/gəʊ θru:/	пройти через
memorable <i>adj</i>	/'memərəbəl/	пам'ятний
porcelain <i>adj</i>	/'pɔ:slɪn/	порцеляновий
screenplay <i>n</i>	/'skri:npleɪ/	сценарій

Miss Honey

(By Roald Dahl)



Matilda was a little late in starting school. Most children begin Primary School at five or even just before, but Matilda's parents didn't care much about their daughter's education. So they had forgotten to make the proper **arrangements** in advance. She was five and a half when she entered school for the first time.

The village school for younger children was a brick building called Crunchem Hall Primary School. There were about two hundred and fifty pupils aged from five to just under twelve years old...

Naturally Matilda was put in the **bottom class**, where there were eighteen other small boys and girls about the same age as her. Their teacher was called Miss Honey, and she was twenty-three or twenty-four. She had a lovely pale oval face with blue eyes and her hair was light-brown. Her body was slim and **fragile**. There was the feeling that if she fell over she would smash into a thousand pieces, like a **porcelain** figure.

Miss Jennifer Honey was a mild and quiet person who never raised her voice. She rarely smiled but every child in the class **adored** her. She seemed to understand all the fears of small children who for the first time in their lives had to come into the classroom and to obey orders...

After the usual business of going through all the names of the children, Miss Honey handed out a new exercise-book to each pupil.

"You have all brought your own pencils, I hope", she said.

"Yes, Miss Honey," they chanted.

"Good. Now this is the very first day of school for each one of you. It is the beginning of at least eleven long years of schooling that all of you are going **to go through**. And six of those years you will spend here at Crunchem Hall. Your Headmistress is Miss Trunchbull. Let me

for your own good tell you something about Miss Trunchbull. She insists upon strict discipline throughout the school, and if you take my advice you will do your very best to behave yourselves in her presence. Never argue with her. Never answer her back. Always do as she says. If you get on the wrong side of Miss Trunchbull she can liquidize you like a carrot in a kitchen blender. All of you will be wise to remember that Miss Trunchbull deals very very severely with anyone who gets out of line in this school. I myself," Miss Honey went on, "want to help you to learn as much as possible while you are in this class. That is because I know it will make things easier for you later on. For example, by the end of this week I shall expect every one of you to know the two-times table by heart. And in a year's time I hope you will know all the multiplication tables up to twelve. It will help you enormously if you do."



Building up Vocabulary

2 Find the words and phrases in the story that have the meanings given below.

1. A process of learning and getting knowledge at school, college, university.
2. Long before the time that something is expected, or happens.
3. To speak louder when you are angry.
4. A plan or preparation you make for some event.
5. Very seldom.
6. To feel that something is important and worth worrying about.
7. To begin studying at school.
8. To like somebody or something very much.
9. A feeling when you are afraid of something or somebody.

3 Explain the meaning of the words and phrases.

To start school, to care much, education, arrangement, in advance, to raise voice, rarely, fear, to adore.

4 Choose the correct phrase(s) from the text to complete the sentences.

1. Matilda was a little late in _____.
2. Matilda's parents didn't _____ about their daughter's _____.
3. So they had forgotten _____.
4. Miss Jennifer Honey was a mild and quiet person who never _____.
5. She _____ smiled but every child in the class _____ her.

5 Find the sentences in the story to talk about:

- a) Matilda's parents' arrangements for her studying at school;
- b) Crunchem Hall Primary School;
- c) Miss Honey.



Comprehension Check

6 Answer the questions.

1. When do most children begin studying at Primary School?
2. Did Matilda's parents care much about their daughter's education?
3. How many children were there in Matilda's class?
4. What kind of a person was Miss Honey?

7 Choose the correct item to complete the sentences.

1. Most children begin Primary School _____ or even just before.
 - a) at five
 - b) at seven
 - c) at nine
2. Matilda's parents _____ in advance.
 - a) had made all arrangements
 - b) had forgotten to make the proper arrangements
 - c) had asked Miss Honey to make the arrangements for school
3. The village school for younger children was _____.
 - a) a modern skyscraper
 - b) a small wooden house
 - c) a brick building
4. Miss Honey had _____.
 - a) a lovely round face with green eyes
 - b) a lovely pale oval face with blue eyes
 - c) a pale face with brown eyes
5. She seemed to understand _____ who for the first time in their lives had to come into the classroom.
 - a) all the problems of the school
 - b) all the ideas of her pupils
 - c) all the fears of small children

6. Miss Honey said, _____.
- "It is the beginning of at least eleven long years of schooling that all of you are going to go through"
 - "It is the beginning of at least ten years of schooling that all of you are going to go through"
 - "It is the beginning of new life for all of you"



Reading and Thinking

8 Number the events in order they happen in the story.

- ___ A. Miss Honey is telling pupils about their studying at school.
 ___ B. Matilda has come to the bottom class of Crunchem Hall Primary School.
 ___ C. The author describes Miss Honey's appearance.
 ___ D. Matilda's parents had forgotten to make the proper arrangements for school in advance.

9 Complete the statement.

The text is about _____.

- Matilda's parents
- Miss Honey's appearance
- Matilda's first day at Crunchem Hall Primary School

10 Say and tick the statements T (True) or F (False).

- ___ 1. Matilda's parents didn't care much about their daughter's education.
 ___ 2. There were about two hundred pupils aged from five to just under twelve years old at Crunchem Hall Primary School.
 ___ 3. Naturally Matilda was put in the bottom class, where there were eighteen other small boys and girls about the same age as her.
 ___ 4. Their teacher was called Miss Honey, and she was thirty-three or thirty-four.
 ___ 5. She often smiled and every child in the class adored her.
 ___ 6. She seemed to understand all the fears of small children who for the first time in their lives had to come into the classroom.

11 Complete the sentences given below.

- Most children begin Primary School _____.
- The village school for younger children was _____.
- Miss Jennifer Honey was _____.



Discussing the Story

- 12 Say what interesting information you have found in the text.
- 13 Say if you think Miss Honey is a good teacher. Why yes or why not?



Speaking File

- 14 You are at Crunchem Hall Primary School. Describe Matilda's classroom as you imagine it. Share your descriptions.
- 15 The first day at school is very important for children. Imagine that you are discussing your first school day with Matilda. Read, complete and act out the dialogue given below.

Y o u : Hello!

M a t i l d a : _____

Y o u : A wonderful day, isn't it?

M a t i l d a : Yes, I've got so many impressions today.

Y o u : You are right. It is really a day of impressions. What is your school like?

M a t i l d a : Well, it is _____. And what about your school? Do you like it?

Y o u : Yes, it's a _____ building with many _____ classrooms, _____ and _____.

M a t i l d a : And our teacher, Miss Honey, is really great! She is _____. She seems to understand _____.

Y o u : My teacher, _____, is very good, too. She is a _____, _____ and _____ person.



Writing File

- 16 Write about your impressions of your first day at school. Use the plan to help you.
 1. Arrangements before starting school.
 2. The first school day morning.
 3. The first impressions of a school building.
 4. Meeting with the classmates and the first teacher.

Unit 3. Books and Writers



Before You Read

1 Answer the questions.

1. Do you like to read books?
2. Do you prefer reading books to watching TV?
3. How often do you go to the library?



Reading File

Vocabulary Notes

allow <i>v</i>	/ə'laʊ/	дозволяти
awhile <i>adv</i>	/ə'waɪl/	на короткий час, ненадовго
bingo <i>n</i>	/'bɪŋɡəʊ/	лото
chatterbox <i>n</i>	/'tʃætəbɒks/	базікало
contain <i>v</i>	/kən'teɪn/	вміщувати
introduce <i>v</i>	/'ɪntrə'dju:s/	представляти
manage <i>v</i>	/'mænɪdʒ/	справлятися з
read from cover	/frəm 'kʌvə tə 'kʌvə/	прочитати від дошки до
to cover <i>phr</i>		дошки (від початку до кінця)
refuse <i>v</i>	/'rɪ'fju:z/	відмовитися
speech <i>n</i>	/'spi:tʃ/	промова, мовлення

The Reader of Books

(By Roald Dahl)



Illustration by Quentin Blake

Matilda's brother Michael was a normal boy, but the sister, was something to surprise everyone. By the age of *one and a half* her **speech** was perfect and she knew as many words as most grown-ups. The parents called her a noisy **chatterbox**. They told her that small girls should be seen and not heard.

By the time she was *three*, Matilda had taught herself to read by studying newspapers and magazines that lay around the house. At the age of *four*, she could read

fast and well and she naturally began looking for other books. The only book in the house was *Easy Cooking* belonging to her mother. She had read this **from cover to cover** and had learnt all the recipes by heart. Then she decided that she wanted something more interesting.

“Daddy,” she said, “do you think you could buy me a book?”

“A book?” he said. “What do you want a book for?”

“To read, Daddy.”

“What’s wrong with the telly, my dear? We’ve got a lovely telly and now you come asking for a book! You are getting spoiled, my girl!”

Nearly every weekday afternoon Matilda stayed alone in the house. Her brother (five years older than her) went to school. Her father went to work and her mother went out playing bingo in a town eight miles away.

When her father had **refused** to buy her a book, Matilda decided to walk to the public library in the village. When she arrived, she **introduced** herself to the librarian, Mrs Phelps. The girl asked if she could sit **awhile** and read a book. Mrs Phelps was surprised that such a small girl had come alone, without her parents. But she kindly told the girl she was very welcome.

“Where are the children’s books please?” Matilda asked.

“They are over there on those lower shelves,” Mrs Phelps told her. “Would you like me to help you find a nice one with lots of pictures in it?”

“No, thank you,” Matilda said. “I’m sure I can **manage**.”

From then on, every afternoon, as soon as her mother had left for **bingo**, Matilda went to the library. The walk took only ten minutes and this **allowed** her two hours to sit quietly in a cosy corner and read one book after another. When she had read all the children’s books in the place, she started looking for something else.

Mrs Phelps was watching her with a great interest all the time. So she came up to her and asked, “Can I help you, Matilda?”

“I’m wondering what to read next,” Matilda said. “I’ve finished all the children’s books.”

“You mean you’ve looked at the pictures?”

“Yes, but I’ve read the books as well.”

* * *

Within a week, Matilda had finished *Great Expectations* which **contained** four hundred and eleven pages. “I loved it,” she said to Mrs Phelps. “Has Mr Dickens written any others?”

“A great number,” said Mrs Phelps. “Shall I choose you another?”

Over the next six months, under Mrs Phelps’s watchful eye, Matilda read the books by Charles Dickens, Charlotte Bronte,

Jane Austen, Thomas Hardy, Mary Webb, Rudyard Kipling and others...

Once Mrs Phelps asked Matilda, "Did you know, that public libraries like this allow you to borrow books and take them home?"

"I didn't know that," Matilda said. "Could I do it?"

"Of course," Mrs Phelps said. "When you have chosen the book you want, bring it to me so I can make a note of it and it's yours for two weeks. You can take more than one if you wish."



Building up Vocabulary

2 Explain the meaning of the words and phrases.

A chatterbox, a library, a librarian, to introduce, to borrow, to read from cover to cover, to learn by heart

3 Find the words in the story that have the meanings given below.

1. To tell somebody your name and give some general information about you.
2. To learn something (a poem, a story) so that you can remember it very well.
3. To take something for a short time and then to give it back.
4. A person who talks all the time.
5. A place where there are a lot of books and you can borrow them without paying money.
6. A person who works in the library and helps you to choose books.

4 Choose the correct word to complete the sentences.

1. The parents called her a noisy _____.
2. By the time she was three, Matilda had _____ herself to read by studying newspapers and magazines.
3. Matilda went to the public _____ in the village.
4. She had read this book from _____ to _____.
5. Matilda _____ herself to the librarian.
6. Public libraries allow you to _____ books.

5 Find the words in the story to talk about:

- a) person's speech;
- b) a library;
- c) reading books.



Comprehension Check

6 Answer the questions.

1. What kind of a child was Matilda?
2. At what age could she read?
3. Why did she ask her father to buy a book?
4. Where did she go to read books?

7 Choose the correct item to complete the sentences.

1. Matilda was a child to surprise everyone because _____.
 - a) she could talk very well
 - b) she was a noisy child
 - c) she played a lot
2. Matilda asked her father to buy her _____.
 - a) a telly
 - b) a dress
 - c) a book
3. One day Matilda decided _____.
 - a) to play bingo
 - b) to go to the public library
 - c) to watch TV
4. When she went to the library, she _____.
 - a) read all the children's books
 - b) read magazines and newspapers
 - c) looked at the pictures in the books



Reading and Thinking

8 Number the events in order they happen in the story.

- ___ A. "When you have chosen the book you want, bring it to me so I can make a note of it and it's yours for two weeks. You can take more than one if you wish."
- ___ B. Within a week, Matilda had finished *Great Expectations* which contained four hundred and eleven pages.
- ___ C. By the age of one and a half her speech was perfect and she knew as many words as most grown-ups.
- ___ D. The walk took only ten minutes and this allowed her two hours to sit quietly in a cosy corner and read one book after another.

9 Complete the statement.

The text is about _____.

- a) watching TV
- b) a clever girl who wanted to read books
- c) a library

10 Say and tick the statements T (True) or F (False).

- ___ 1. By the age of one and a half her speech was perfect and she knew as many words as most grown-ups.
- ___ 2. By the time she was three, Matilda had taught herself to read by studying books that lay around the house.
- ___ 3. At the age of four, she could read fast and well and she naturally began looking for other books.
- ___ 4. Her father allowed her to buy a book.
- ___ 5. From then on, every afternoon, as soon as her mother had left for bingo, Matilda went to the library.
- ___ 6. Over the next six months Matilda read the books by Charles Dickens and Charlotte Bronte.

11 Say why it is good to go to the library.**12 Complete the sentences given below.**

- 1. Matilda was a child to surprise everyone because _____.
- 2. She liked going to the library because _____.

**Discussing the Story****13 Say what was interesting for you to learn about Matilda and her family.****14 Matilda didn't have any books at home. Prove that it was good for her to go to the library.****Speaking File****15 Imagine that you've come to a library. What will you ask the librarian about?****16 Complete and act out the dialogue about a visit to a library.**

A: Good afternoon!

B: _____! Can I help you?

A: Yes, please. I'd like to borrow some books about _____.

B: You may come here and look at these shelves. When you _____ bring it to me so I _____ and it's yours for _____.

A: OK. Thank you very much.



Writing File

- 17** Your friend has never been to a library. Write a letter to him/her about your last visit to the library and about the advantages of borrowing books there.

Unit 4. Listening to Music



Lensey Namioka

Lensey Chao Namioka (born June 14, 1929, Beijing, China) is a children's book author and mathematician. Namioka was born in Beijing. Her family moved often in China. They eventually made their way to Hawaii, then Cambridge, Massachusetts. Namioka attended grade school in Cambridge and excelled at mathematics.

Namioka attended University of California, Berkeley, where her father was a professor of Asian Studies.

She has written 23 books, some for young adults including adventurous samurai stories, books about a Chinese-American family for younger readers, and some picture books for kids between about 5 and 9 years old. She is best known for the short story "The All American Slurp". Various of Lensey's books have been translated into Catalan, Chinese, Danish, French, German, Italian, Japanese, Norwegian, Spanish, and Turkish.

Namioka also wrote a series of books about a Chinese-American family named Yang, and several books about young women and girls facing difficult choices.

"*Yang the Youngest*" is one of many of Lensey's books that have been translated from English to a different language. Everyone in the Yang family is a talented musician – everyone, that is, except for nine-year old Yingtao. While the family, who recently moved to Seattle from China struggles to learn English and "American Ways", Yingtao grapples with his own torture of practising his hated violin. Instead he would rather spend time with his new friends and a new interest – baseball!

"*Yang the Youngest and His Terrible Ears*", the first book in the Yang family series, has been translated into Chinese. The book is bilingual, with English on one side of the page and Chinese on the other.

**Before You Read****1 Answer the questions.**

1. What does music mean for you?
2. What is the orchestra?
3. Can anybody play in the orchestra?
4. Does the conductor lead the orchestra or does he/she simply conduct with a baton?

**Reading File: Text 1****Vocabulary Notes**

audition <i>n</i>	/ɔ:'dɪʃən/	прослуховування
bar <i>n</i>	/bɑ:/	такт (<i>муз.</i>)
bow <i>n</i>	/bəʊ/	смичок
charge <i>v</i>	/tʃɑ:ʤ/	призначити (певну ціну)
conductor <i>n</i>	/kən'dʌktə/	диригент
insulted <i>adj</i>	/ɪn'sʌltɪd/	образений
measure <i>n</i>	/'meɪzə/	такт (<i>муз.</i>)
music stand <i>phr</i>	/stænd/	пюпітр
rehearsal <i>n</i>	/rɪ'hɜ:səl/	репетиція
sign up <i>phr</i>	/saɪn ʌp/	реєструватися


In the School Orchestra

(From *Yang the Youngest and His Terrible Ears*
by Lensey Namioka)

We discovered that our school had an after-school orchestra, which met twice a week. My parents thought that Kim and I were very lucky, and they **signed us up** for the orchestra right away. They never even asked us whether we wanted to join.

Before Kim and I could play in the orchestra, the **conductor** gave us an **audition**; that is, he asked each of us to play a few **bars** of music alone.

He looked pleased when he heard Kim play the cello. He immediately put her near the front of the orchestra.



Then it was my turn to play the violin. He stopped me after only four **measures** and looked at me thoughtfully. “Would you like to try the triangle instead?”

Maybe I should have felt **insulted**, but in fact I was tempted to accept. You don’t need a good ear to play the triangle, since all you do is just hit it with a stick. You only need to come in on time, and I was good at that. And besides, the triangle makes only a small tinkle, so you can’t do much harm.

But I knew my parents would be upset. “I have my own violin,” I told the conductor unhappily. “My parents will expect me to play it.”

He sighed. “Very well. I know what parents are like.” He put me in the very last row of the violin section – as far away from the audience as possible.

When I took my place, the boy sharing a music **stand** with me said, “Hi, looks like I’ll be your stand partner.”

It was Matthew, my classmate. I was very glad to see him.

Then the conductor raised his stick and the orchestra began to play.

When playing together with other people, my trick was to draw my **bow** back and forth, without quite touching the strings. This helped everybody. It helped me; it helped the other players; it helped the conductor; and most of all, it helped the audience.

After a few bars we stopped playing while the conductor tried to cheer up the trombone player, who was making bubbling sounds when he tried to blow.

Matthew turned to me. “You don’t play very loudly, do you? I couldn’t hear you at all.”

“You’re lucky,” I told him.

He looked puzzled, but I had no time to explain because the conductor raised his stick again.

Matthew played with a dreamy look on his face. I couldn’t tell if he was good or not, but he certainly seemed to be enjoying himself.

After the rehearsal the conductor asked Kim to stay behind and play a short piece for him. I waited for her outside so we could go home together.

Matthew came up to me while I was waiting. “I heard your sister tell the conductor that your father is a violin teacher.”

“Yes, he is,” I answered. Maybe this was a chance to get Father another student? “Do you want to take lessons?”

Matthew looked very uncomfortable. “I’d really like to, but my parents can’t afford it.”

“My father’s lessons are cheap,” I said eagerly, although I didn’t actually know how much Father charged. But I felt sure he would love to have a new student, especially someone who really liked music.

When Kim came out, she was smiling. “The conductor wants me to play a solo for our first concert!”

I was very happy for her, and even Matthew looked glad. “Hey, that’s great!” he said.

“This is my stand partner, Matthew,” I said. “And this is my sister —”

“Hi, my name is Kim,” interrupted the girl.

“I heard you play just now,” Matthew said to Kim. “You’re really good!”

Kim dimpled again. “I’m terrible. You’re just saying that to be nice.”

She didn’t mean it, of course. That’s the way my parents taught us to answer when someone praises us.

“Well, I guess I’d better run,” said Matthew. But he didn’t seem in a hurry to go.

Neither was Kim eager to have him go — not when he had just told her how much he admired her playing. “Would you like to come to our house and meet my elder brother and sister? They also play musical instruments.”

Matthew grinned. “Sure, if it’s okay with your parents.”

“They would be glad to meet one of my brother’s friends,” she told him.

I liked the way she said that — as if Matthew was really my friend, as if I had lots of other friends.



Building up Vocabulary

2 Match the words (1–9) with their definitions (a–i).

1. A conductor	a)	a person who shares with you a place in front of the music stand in the orchestra;
2. An audition	b)	a large musical instrument that you blow into, with a sliding tube used to change the note;
3. A measure (bar)	c)	time that is spent practising a piece of music in preparation for public performance;
4. A triangle	d)	a person who stands in front of the orchestra and directs their performance;
5. A stand partner	e)	a short performance given by a musician, so that a conductor can decide if he is suitable to play in the orchestra;
6. A stick	f)	one of short sections of equal length that a piece of music is divided into, and the notes that are in it;
7. A trombone	g)	a simple musical instrument, made of metal, in the shape of a triangle, that you hit with a small metal stick;
8. A rehearsal	h)	to ask an amount of money for goods and services;
9. A charge for smth.	i)	a small thin stick, used by a person who conducts the orchestra.

3 Choose the correct word from Ex 2. to complete the sentences.

- Before Kim and I could play in the orchestra, _____ gave us _____.
- He stopped me after only four _____ and looked at me thoughtfully.
- “Would you like to try the _____ instead?”
- The boy sharing a music stand with me said, “Hi, looks like I’ll be your _____.”
- Then the conductor raised his _____ and the orchestra began to play.
- After a few _____ we stopped playing while the conductor tried to cheer up the _____ player.
- After _____ the conductor asked Kim to stay behind and play a short piece for him.
- “My father’s lessons are cheap,” I said eagerly, although I didn’t actually know how much Father _____.

4 Find the words in the story to talk about:

- a) the decision of parents to sign up their children for an orchestra;
- b) the audition that the conductor gave Kim and her brother;
- c) meeting with Matthew.

**Comprehension Check****5 Choose the correct item to complete the sentences.**

1. We discovered that our school had an after-school _____, which met twice a week.
 - a) choir
 - b) orchestra
 - c) dance club
2. Before Kim and I could play in the orchestra, _____.
 - a) we had to listen to some classic music
 - b) we had to play a few bars of music alone
 - c) we had to buy musical instruments
3. The conductor offered the boy to play _____.
 - a) the triangle
 - b) the guitar
 - c) the trombone
4. When I took my place, the boy _____ said, "Hi, looks like I'll be your stand partner."
 - a) sharing a desk in the classroom with me
 - b) sharing a music stand with me
 - c) playing the triangle
5. "I heard your sister tell the conductor that your father is _____, too."
 - a) a violin teacher
 - b) a trombone player
 - c) a conductor
6. The boy felt sure that his father would love to have a new student, especially someone _____.
 - a) who could pay well for the lessons
 - b) who really liked music
 - c) who played the violin really well

7. When playing together with other people, my trick was _____.
- to play best of all
 - to draw my bow back and forth, without quite touching the strings
 - to play the violin with a very serious look
8. "Would you like to come to our house and meet my elder brother and sister? _____."
- They would be glad to meet you, too.
 - They also play musical instruments.
 - They are fantastic musicians.

6 Answer the questions.

- Did Kim and her brother want to play in the orchestra?
- Whom did the conductor put near the front of the orchestra?
- Where did he put Kim's brother? Why?
- Who wanted to take the violin lessons?
- How did Kim play the cello?
- Where did Kim invite Matthew?



Reading and Thinking

7 Say and tick the statements T (True) or F (False).

1. Kim and her brother were very happy that their parents signed them up for the orchestra.
2. First of all the conductor gave them an audition.
3. Kim played the cello very well.
4. Her brother played the violin very well, too.
5. When playing together with other people, the boy's trick was to draw his bow back and forth, without quite touching the strings.
6. Matthew played with a serious look on his face.
7. Kim's brother introduced Matthew to his family.
8. Kim invited Matthew to come to their house.

8 Complete the statement.

The text is about _____.

- a boy and a girl, who joined the orchestra
- classical music
- a violin teacher's family

9 Number the events in order they happen in the story.

- ___ A. Kim asked Matthew if he would like to come to their house and meet their elder brother and sister.
- ___ B. Kim and her brother joined the orchestra.
- ___ C. A boy, sharing a music stand with Kim's brother, was Matthew, his classmate.
- ___ D. The conductor gave Kim and his brother an audition; that is, he asked each of them to play a few bars of music alone.
- ___ E. When Kim came out, she was smiling.
- ___ F. Matthew wanted to take the violin lessons.
- ___ G. After the rehearsal the conductor asked Kim to stay behind and play a short piece for him.
- ___ H. The conductor offered the boy to play the triangle.

10 Complete the sentences given below.

1. The conductor offered Kim's brother to play the triangle because _____.
2. The conductor offered Kim to play a solo for their first concert because _____.

**Discussing the Story**

- 11** Say who succeeded more in playing in the orchestra, Kim or her brother.
- 12** Say why Kim's brother wanted to accept the conductor's offer to play the triangle.
- 13** Kim played the cello very well but, when Matthew praised her, she said, "I'm terrible. You're just saying that to be nice." Why?

**Speaking File**

- 14** Discuss the following questions with your classmates.
 1. Are you fond of music?
 2. Can you play any musical instruments?
- 15** Imagine that your parents signed you up to play in the orchestra. What musical instrument would you choose? Why?
- 16** Complete the dialogues between the conductor of the orchestra and a newcomer.

1.

A: Mr. Wilson?

B: Yes. Can I help you?

A: My name is _____. I'd like to play in your orchestra.

B: Really? What instruments can you play?

A: I can play _____ quite well, _____ and _____ a little.

B: So, let's have _____ then.

2.

(The musician plays some music, using every musical instrument.)

B: Thank you. That's enough. I like your playing. I'll take you to the orchestra as a _____ player.

A: When do you have _____?

B: We meet three times a week: on _____, _____, _____.

A: Thank you very much.



Writing File

17 You have just read the text about the school orchestra. Write your opinions about music and musicians. Use the questions below as a plan.

1. Is music an important part of your life? Why?
2. What is better for you: to listen to music or to play a musical instrument?
3. Is it easy to be a musician?
4. What qualities are important for a good musician?
5. Would you like to play in the orchestra? Why (not)?

Unit 4. Listening to Music



Before You Read

1 Answer the questions.

1. Are you fond of pop music?
2. What other styles of music do you like?
3. Who are your favourite singers?



Reading File: Text 2

Vocabulary Notes

acting technique	<i>phr</i> /'æktɪŋ tek'nɪ:k/	акторська майстерність
apt	<i>adj</i> /æpt/	здібний
be destined	<i>phr</i> /bi: 'destɪnd/	бути приреченим
debut	<i>n</i> /'deɪbjʊ:/	дебют
easy-going	<i>adj</i> /'i:zɪ 'gəʊɪŋ/	безтурботний
nightingale	<i>n</i> /'naɪtɪŋgeɪl/	соловей
persuade	<i>v</i> /pə'sweɪd/	вмовляти
sincerely	<i>adv</i> /sɪn'sɪəli/	щиро
strive	<i>v</i> /straɪv/	старатися, намагатися
ukulele	<i>n</i> /ju:kə'leɪli/	укулеле (гавайська гітара)

Nelly Furtado

Dreams of Canadian Nightingale



Nelly Kim Furtado (born December 2, 1978) is a Canadian singer-songwriter, record producer, actress and instrumentalist, who also holds a Portuguese citizenship.

Furtado came to fame in 2000 with the release of her debut album "Whoa, Nelly!", which featured her breakthrough Grammy Award-winning single "I'm like a Bird". After becoming a mother and releasing the less commercially successful "Folklore" (2003), she returned to fame in 2006 with "Loose" and its hit single "Maneater", "Say It Right", and "All Good Things (Come to an End)". Furtado is known for experimenting with different instruments, sounds, genres, vocal styles and languages. This diversity has been influenced by her wide-ranging musical taste and her interest in different cultures.

(From Wikipedia, the free encyclopedia)

* * *

"When I studied at university, I wanted to become a writer and write novels, or poems. And I also wanted to be a sportsman, but later on I gave up this idea since not a single time did I manage to win in a running competition...".

She is telling about her “childish” dreams and wishes so **sincerely** and so playfully at the same time, that you want to believe her... and you can't believe that she is a star, famous far beyond the territory of her native Canada, a singer, an author of songs, a brilliant instrumentalist, a sound recording producer and an actress! She is a **Canadian nightingale**, as masters of show-business used to call her about ten years ago when a twenty-year-old Nelly Kim Furtado first appeared on stage in a serious show. She was charming, and she looked so confident – that she herself did not believe that she was standing in front of big audience. She did not believe in that even when she was performing an encore of “*I Shall Be Released*” by Bob Dylan together with Chrissie Heind, Sarah Mac Lachlan and Bet Orton.

“That was like a dream, and me: is it really me, am I on stage with such high-class professionals? Right, – I answered to myself, and I was trying to pinch myself, for others not to see: as if I was going to wake up then – and everything was going to disappear...”

No, that was not a dream. A twenty-year-old beautiful girl, half-Indian, half-Portuguese, who had grown up in a small town of Victoria in an ordinary family of Portuguese emigrants, was confidently heading for fame. She **was destined** to go along this road in an easy way – that was the conclusion of her first school teachers: the girl was extremely **apt** for music, artistic, she started writing poems back in her childhood, at nine she herself learned to play the guitar, trombone and **ukulele** and she was always eager to perform in the public.

However, Nelly was interested in plenty of things. She was improving her skills to play the Hawaiian guitar, to become one of the best in track and field athletics, she studied the English language and literature, she was seriously thinking of becoming a writer and at the same time took lessons of Hindi and Russian... And generally, there were so many interesting things around her – starting with mathematics and programming and finishing with **acting technique**. But she herself did not notice how music took a victory.

In September 2000 admirers and critics received a **debut** album of Nelly Furtado “*Whoa, Nelly!*” The world of music politely accepted the new star.

...And it all started in Toronto at the contest of young performers. Managers were successful enough **to persuade** the girl to come to Toronto to work at the studio; Nelly agreed, but only for several studio sessions. But that was enough to sign a contract with a famous *DreamWorks Records*.

And the star of Nelly Furtado appeared on the music horizon.

*“I **strive** to radiate love. I don't want people to cry after my shows. If they still do – these must be only tears of joy,”* – the singer insists.

So what is the secret of success of *the Canadian nightingale* Nelly Furtado? In her **easy-going** life: she is not afraid of being herself, not afraid of experiments and she trusts her own views.

"I have always dreamt to do something of importance in my life. Sometimes it seems to me that I want to become something like Mona Lisa, Indira Gandhi and Mother Teresa at the same time..."

(Adapted from "Meridian", #40, 2007)



Building up Vocabulary

2 Match the words (1–9) and phrases with their definitions (a–i).

1. To give up the idea	a)	having a future which has been decided or planned at an earlier time, especially by destiny;
2. To persuade	b)	to succeed in doing something;
3. Sincerely	c)	a small bird that sings very well;
4. A nightingale	d)	to have a natural ability for something (music, acting);
5. An encore	e)	to stop trying to do something;
6. To be destined to do something	f)	a particular way of acting, the skill with which somebody can act in a play or a film;
7. To be apt for something	g)	in a way that shows what you really feel or think about somebody or something;
8. An acting technique	h)	to make somebody agree to do something by giving them good reasons for doing it;
9. To manage to do something	i)	an extra short performance given at the end of the concert especially on request of the audience.

3 Choose the correct word from Ex. 2 to complete the sentences.

- I also wanted to be a sportsman, but later on I _____.
- She is telling about her «childish» dreams and wishes so _____ and so playfully at the same time, that you want to believe her.
- The girl _____ extremely _____ music, artistic, she started writing poems back in her childhood.
- There were so many interesting things around her – starting with mathematics and programming and finishing with _____.
- She did not believe in that even when she was performing _____ of "I Shall Be Released" by Bob Dylan together with Chrissie Heind, Sarah Mac Lachlan and Bet Orton.

6. So what is the secret of success of the Canadian _____
Nelly Furtado?
7. She _____ to go along this road in an easy way.
8. Managers were successful enough _____ the girl to come to
Toronto to work at the studio.

4 Find the words in the text to talk about:

- a) "childish" dreams and wishes of Nelly Furtado;
- b) her first appearance on the stage;
- c) origin of Nelly;
- d) her interests and abilities;
- e) her secret of success.



Comprehension Check

5 Choose the correct item to complete the sentences.

1. When she studied at university, she wanted _____.
 a) to be a singer
 b) to become a writer and write novels
 c) to start her own business
2. She is a star, famous _____.
 a) in Canada
 b) in the USA
 c) far beyond the territory of her native Canada
3. She was destined to go along this road in an easy way – that was _____.
 a) the conclusion of her first school teachers
 b) the decision of her parents
 c) the main idea of Nelly
4. At nine she herself learned to play _____ and she was
 always eager to perform in the public.
 a) the piano
 b) the violin, the guitar, the cello
 c) the guitar, trombone and ukulele
5. She was seriously thinking of becoming a writer and at the same
 time took lessons of _____.
 a) Hindi and Russian
 b) French and Russian
 c) Portuguese and Spanish

6. The world of music _____ the new star.
- didn't recognize
 - was ready to make
 - politely accepted
7. She doesn't want people _____ after her shows.
- to take autographs
 - to laugh
 - to cry
8. The secret of success of the Canadian nightingale Nelly Furtado is in her easy-going life: she is _____.
- self-confident
 - not afraid of being herself
 - very hard-working

6 Answer the questions.

- What did Nelly dream about when she was a child?
- Did she want to be a singer?
- What were her abilities and interests?
- Was it easy for her to become a star?



Reading and Thinking

7 Complete the statement.

The text is about _____.

- a famous film star
- a well-known Canadian singer
- a nightingale

8 Say and tick the statements T (True) or F (False).

- ___ 1. Nelly Furtado is a star, famous far beyond the territory of her native Canada, a singer, an author of songs, a brilliant instrumentalist, a sound recording producer and an actress!
- ___ 2. When she was a child, she wanted to become a singer.
- ___ 3. A twenty-year-old Nelly Kim Furtado first appeared on stage in a serious show seven years ago.
- ___ 4. Nelly was interested in plenty of things.
- ___ 5. In November 2000 admirers and critics received a debut album of Nelly Furtado.
- ___ 6. There were so many interesting things around her – starting with mathematics and physics and finishing with singing.

___ 7. She is not afraid of being herself, not afraid of experiments and she trusts her own views.

___ 8. She wants to become something like Mona Lisa, Indira Gandhi and Mother Teresa at the same time...

9 Complete the sentences given below.

1. Nelly Furtado became a famous singer because _____.
2. Her secret of success is _____.



Discussing the Story

10 Say what was Nelly's way to success.

11 Prove that her abilities and interests helped Nelly to become a star.



Speaking File

12 Say why Nelly Furtado is called a "Canadian Nightingale".

13 Nelly says, "I want to become something like Mona Lisa, Indira Gandhi and Mother Teresa at the same time". What do you know about these women? How can you explain this statement? Share your opinions, using the following phrases: *to be destined to; to be helpful; to be useful; to be apt for; to manage to do something; to be beautiful and mysterious; to be wise, honest and hard-working; to be responsible for.*

14 Work in pairs. Read the information in the table and talk about Nelly Furtado.

Background Information	
Birth name	Nelly Kim Furtado
Born	December 2, 1978 (1978-12-02) (age 29)
Origin	Victoria, British Columbia, Canada
Genre(s)	Pop, folk, R&B
Occupation(s)	Singer-songwriter, record producer, musician, actress
Instrument(s)	Vocals, guitar, keyboards, ukulele, trombone
Years active	1996–present
Label(s)	DreamWorks (2000–2005) Mosley / Geffen (2005–present)
Associated acts	Timbaland, Juanes

15 Imagine that you are a journalist and you have to take an interview with Nelly Furtado. What questions are you going to ask her? Make up an interview and act it out.



Writing File

- 16** Write down the biography of Nelly Furtado, using the background information and the information from the text. Use the prompts:

Nelly Furtado is _____.

She was born in _____.

When she studied at school she was interested in _____.

She learned herself to _____.

She wanted to become _____.

When she was twenty _____.

Her secret of success is _____.

She says, " _____ ".

Unit 5. People, Countries, Lifestyle: the UK and Ukraine



James Baldwin (1924–1987)

Although he spent a great deal of his life abroad, James Baldwin always remained an American writer.

James Baldwin was born in Harlem in 1924. The oldest of nine children, he grew up in poverty, developing a troubled relationship with his strict, religious father. As a child, he cast about for a way to escape his circumstances. By the time he was fourteen, Baldwin was spending much of his time in libraries and had found his passion for writing.

During this early part of his life, he followed in his father's footsteps and became a preacher. At the age of eighteen he took a job working for the New Jersey railroad.

After working for a short while with the railroad, Baldwin moved to Greenwich Village, where he came into contact with the well-known writer Richard Wright. Baldwin worked for a number of years as a freelance writer, working primarily on book reviews. In 1948 Baldwin left for Paris, where he would find enough distance from the American society he grew up in to write about it.

During the last ten years of his life, Baldwin produced a number of important works of fiction, non-fiction, and poetry, and turned to teaching as a new way of connecting with the young. By his death in 1987, James Baldwin had become one of the most important and vocal advocates for equality. James Baldwin created works of literary beauty and depth that will remain essential parts of the American canon.



Before You Read

1 Answer the questions.

1. Do you like travelling?
2. Were all your trips exciting or did you have troubles while travelling one day?
3. Have you read a story “Robinson Crusoe” by Daniel Defoe? What were you impressed most?
4. What would you do if you happen to live on a desert island because of some reason?



Reading File

Vocabulary Notes

hatchet <i>n</i>	/ˈhætʃɪt/	сокирка, томагавк
kid <i>n</i>	/kɪd/	дитина; тут козеня
mainland <i>n</i>	/ˈmeɪnlənd/	материк
pen <i>n</i>	/pen/	загорода
pouch <i>n</i>	/pəʊtʃ/	торбинка, мішечок
powder <i>n</i>	/ˈpaʊdə/	порох
savage <i>n</i>	/ˈsævɪdʒ/	дикун
smooth <i>adj</i>	/smu:ð/	рівний, спокійний
stake <i>n</i>	/steɪk/	кілок
vine <i>n</i>	/vaɪn/	виноградна лоза

Robinson Crusoe For Children

(By James Baldwin)

I Make a Long Journey

I had long wished to see the whole of my island. So, one fine morning, I set out to travel across to the other side of it.

Of course I carried my gun with me. In my belt was my best **hatchet**. In my **pouch** I had plenty of **powder** and shot. In my pocket were two biscuits and a big bunch of raisins. My dog followed behind me.

I went past my summer house, and toward evening came to a fine open place close by the sea.

It was a beautiful sight. The sky was clear, the air was still. The **smooth** waters stretched away and away toward the setting sun.



4 Far in the distance I could see land. I could not tell if it was an island or some part of the **mainland** of America. It was at least fifty miles away.

If it were the mainland, I felt quite sure that I would at some time or other see a ship sailing to it or from it. If it were an island, there might be **savages** on it whom it would not be safe for me to meet. But it would do no good to worry my mind about such matters.

I found this side of the island much more beautiful than that where my castle was.

Here were large, open fields, green with grass and sweet with flowers. Here, too, were fine woods, with many strange trees and **vines**.

5 I saw many green parrots among the trees, and I thought how I would catch one and teach it to talk.

After a great deal of trouble I knocked a young parrot down with my stick. He was a good fighter, and it was no easy matter to get him. But at last I picked him up and put him in my bag.

He was not hurt, and I carried him home. It was a long time before I could make him talk. But at last he became a great pet and would call me by my name.

Besides parrots there were many other birds in the woods. Some of these were of kinds that I had never seen before.

6 In the low grounds I saw some animals that looked like rabbits. There were others that I took to be foxes, but they were not such foxes as we have in England.

I travelled very slowly around the island, for I wished to see everything. Often I did not go more than two miles in a day.

7 At night I sometimes slept in a tree, while my dog watched below me. Sometimes I shut myself up in a little **pen** made by tall **stakes**. I felt quite safe, for nothing could come near me without waking me.

Along the seashore there were thousands of turtles and a great plenty of seabirds.

I had no trouble to find all the food I needed. Sometimes I had a roast pigeon for dinner, sometimes the juicy meat of a turtle, sometimes that of a goat. No king could eat better.

8 One day my dog caught a young **kid**. I ran and got hold of it, and would not let him hurt it.

I had a great mind to take it home with me. So I made a collar for it, and led it along by a string which I had in my pocket.

It was quite wild and did not lead well. It gave me so much trouble that I took it to my summer house and left it there.



Building up Vocabulary

2 Match the words (1–8) from the story with their definitions (a–h).

1. A hatchet	a)	a dry mass of very small pieces of explosive substance;
2. A pouch	b)	a bullet or a large number of small metal balls that you fire together from the gun;
3. A stake	c)	a small piece of land surrounded by the fence in which farm animals are kept;
4. A savage	d)	a small bag, usually made of leather, and often carried in a pocket or attached to the belt;
5. A vine	e)	a wooden post that is pointed at one end and pushed into the ground in order to support something or to mark a place;
6. A shot	f)	an offensive word for somebody who belongs to a tribe that is primitive, not developed and aggressive;
7. A powder	g)	a climbing plant that produces grapes;
8. A pen	h)	a small axe with a short handle.

3 Choose the correct word from Ex. 2 to complete the sentences.

- In my belt was my best _____.
- In my _____ I had plenty of _____ and _____.
- If it were an island, there might be _____ on it whom it would not be safe for me to meet.
- Sometimes I shut myself up in a little _____ made by tall _____.
- Here, too, were fine woods, with many strange trees and _____.

4 Find the words in the story to talk about:

- the things that Robinson Crusoe took for his trip;
- the land that he could see in the distance;
- the animals he saw while he was travelling.



Comprehension Check

5 Choose the correct item to complete the sentences.

- Robinson Crusoe had long wished to see the whole of his _____.
 a) jungle
 b) island
 c) country

2. Far in the distance he could see _____.
 - a) the sky
 - b) a forest
 - c) land
3. If it were an island, it would not be safe for him to meet _____.
 - a) wild animals
 - b) savages
 - c) pirates
4. He found this side of the island _____ than that where his castle was.
 - a) much worse
 - b) much more beautiful
 - c) more picturesque
5. Robinson Crusoe travelled very slowly around the island, for _____.
 - a) he wished to see everything
 - b) he was afraid of savages
 - c) he couldn't walk faster
6. During his travel Robinson Crusoe saw _____.
 - a) many people
 - b) different animals, parrots, turtles and seabirds
 - c) beautiful lakes and rivers

6 Answer the questions.

1. What had Robinson Crusoe long wished to do?
2. Where did he come toward evening?
3. What did he see far in the distance?
4. Did he see any animals and birds?
5. Where did he sleep at night?
6. Whom did he catch during his travel?



Reading and Thinking

7 Number the events in order they happen in the story.

- 7 A. One day his dog caught a young kid.
- 6 B. At night he sometimes slept in a tree, while his dog watched below him.
- 5 C. In the low grounds Robinson saw some animals that looked like rabbits and foxes.
- 3 D. Far in the distance he could see land.

2 E. One fine morning, he set out to travel across to the other side of the island.

4 F. He saw many green parrots among the trees, so he wanted to catch one of them and to teach it to talk.

1 G. Robinson Crusoe had long wished to see the whole of his island.

8 Complete the statement.

The text is about _____.

- a) the adventures of Robinson Crusoe
- b) the travel of Robinson Crusoe to the other side of the island
- c) the animals and birds that lived on the island

9 Say if you have ever dreamed of spending some time in the deserted place? Why yes or why not?



Discussing the Story

10 Complete the sentences given below.

1. The nature of the island was wonderful. He could see _____.
2. Robinson Crusoe had a great journey because _____.



Speaking File

11 Imagine that you are on a deserted island. How have you organized your life there? Talk about the things you've done and are going to do there. What are the difficulties you can face with? How will you overcome all the troubles? Share your opinions using the phrases given below.

First of all I am going to _____.

Then I will _____.

As soon as _____, I will _____.

12 You are a freelance journalist and have a chance to meet modern "Robinson Crusoe", the person who spent six months somewhere in the Pacific, far from modern civilization. Ask him/her questions to know more about his/her life there.



Writing File

13 Imagine that you had a chance to meet the person who had spent some time on a desert island. Write what he/she told you about his/her life there. What were the things that helped that person survive? Use the words from Ex. 2.

WORDS OF WISDOM**Irish Proverbs**

It's a dirty bird that won't keep its own nest clean.
Keep your shop and your shop will keep you.
Lose an hour in the morning and you'll be looking for it all day.
A bad workman quarrels with his tools.
The schoolhouse bell sounds bitter in youth and sweet in old age.
The older the fiddle the sweeter the tune.
Better good manners than good looks.
A man may live after losing his life but not after losing his honour.
Better to be a man of character than a man of means.
Who gossips with you will gossip of you.
Melodious is the closed mouth.

Scottish Proverbs

What may be done at any time will be done at no time.
Learn young, learn fair; learn old, learn more.
Get what you can and keep what you have; that's the way to get rich.
When the heart is full the tongue will speak.
Fools look to tomorrow. Wise men use tonight.
Be slow in choosing a friend but slower in changing him.
Take care of your pennies and your dollars will take care of themselves.

Welsh Proverbs

He understands badly who listens badly.
The best candle is understanding.
Be honourable yourself if you wish to associate with honourable people.
Your hand is never the worse for doing its own work.
A watched clock never tells the time.
The advice of the aged will not mislead you.
A warm January; a cold May.

APPENDICES



A GUIDE TO BRITISH AND AMERICAN CULTURE



Bagpipes – волинка, музичний інструмент, на якому грають, вдуваючи повітря у мішок, що знаходиться під рукою, і пропускаючи його через трубки.

The Bill of Rights – документ, що складається з перших десяти поправок до Конституції США.

The Canary Wharf – район у східному Лондоні, де розташовані сучасні офіси.

The Canary Wharf Tower – найвища будівля у Великій Британії, де розташовані редакції газет.



Disabled Access – доступ для людей з обмеженими можливостями.

DIY (Do-it-yourself) – роботи щодо покращення приватного будинку без допомоги професіоналів (ремонт, фарбування, добудова приміщень). Це одне із популярних захоплень у вільний час у Великій Британії, саме тому майже кожне містечко має хоча б один великий магазин, де продаються всі необхідні будівельні матеріали та обладнання.

The Eisteddfod of Wales – щорічний мистецький фестиваль в Уельсі, де відбуваються конкурси поетів та музикантів.




Fleet Street – вулиця в центрі Лондона, де до 1980-х років знаходились редакції провідних газет країни. І сьогодні вираз “Fleet Street” вживається у значенні “преса Британії”.

Google – міжнародна пошукова Інтернет-система.




Grades – оцінки в школах, коледжах та університетах США.

Hip hop – популярна культура, яка розвинулась серед темношкірої молоді у США наприкінці 70-х років ХХ століття, а зараз поширилась у європейських та інших країнах світу. Вона асоціюється переважно з музикою в стилі реп, брейк-дансом, мистецтвом графіті та окремими особливостями в стилі одягу.



Hogmanay – Хогменей, переддень Нового року у Шотландії (31 грудня). Шотландці співають пісню на слова Роберта Бернса *Auld Lang Syne* (*Чи забути старе кохання*) та відвідують друзів, щоб принести їм удачу в Новому році. Ця традиція називається *firstfooting* (дослівно «той, хто увійшов першим»).



Home Economics – шкільний предмет “домоведення” у школах Великої Британії.

ICT (Information & Communications Technology) – ІКТ (інформаційно-комунікаційні технології).

The Internet – міжнародна комп’ютерна мережа для обміну інформацією.

John Amos Comenius – Ян Амос Коменський, видатний чеський мислитель, педагог, письменник. Одним з перших розробив ідею класно-урочної системи.

The London Gazette – газета, яка публікує британські урядові новини. Була заснована 1665 року. Зараз виходить п'ять разів на тиждень.

The Nobel Prize – одна з шести міжнародних нагород, яку вручають щорічно з 1901 року за найвищі досягнення у фізиці, хімії, медицині, літературі, економіці та внесок у боротьбу за мир.

Public school – незалежна школа у Великій Британії, яку відвідують десять відсотків дітей. Плата за навчання значна – декілька тисяч фунтів на рік. Більшість цих шкіл дуже старі. Наприклад, Ітон, Херроу та ін.

“The Queen” – британський фільм 2006 року, знятий Стівеном Фреарсом за сценарієм Пітера Моргана та за участі переможниці премії “Оскар” Хелен Міррен у головній ролі королеви Єлизавети II. Випущений через десять років після аварії, фільм надає версію подій, які відбувалися відразу після смерті принцеси Діани в 1997 році. Сюжет розвивається через три місяці після того, як до влади прийшов новий лейбористський уряд на чолі з прем'єр-міністром Тоні Блером. У фільмі зображено ставлення різних людей до смерті Діани.

Randy Newman – Ренді Ньюмен, американський композитор, автор пісень. Написав музику для багатьох фільмів і мультфільмів (“Історія іграшок – 2”, “Знайомство з батьками”).

Rap – стиль африкано-американської популярної музики з чітким ритмом, при виконанні якого слова більше проговорюються, аніж співаються. Вперше з'явився у 80-х роках ХХ століття.



Reggae – стиль популярної музики, який вперше з'явився на Ямаїці у 60-х роках ХХ століття, а зараз відомий у Великій Британії, США та інших країнах світу. Виконавці пісень у стилі «реггі» носять довге волосся, заплетене у косички, які називаються англійською *dreadlocks*. Один із найвідоміших виконавців – Боб Марлі (Bob Marley).

The Renaissance – епоха Відродження, період відродження літератури і мистецтва в XIV – XVI століттях, для якого характерний особливий інтерес свого часу до античності, відновлення її традицій.

Techno – стиль гучної танцювальної музики, яка являє собою суміш електронної музики та «уриwkів» ('samples') музичних сюжетів із інших записів. Цей стиль став надзвичайно популярним у Великій Британії та США у 90-х роках ХХ століття, особливо серед відвідувачів нічних клубів.

Reuters, the news agency – Рейтер, міжнародне інформаційне агентство.



The Romantic Movement – романтизм, рух в європейській літературі, мистецтві та музиці. Розпочався наприкінці ХVІІІ ст. Основними темами були важливість уяви і почуттів, любов до природи та інтерес до минулого.

Science – шкільний предмет у Великій Британії і США, який складається з основ природничих наук: фізики, хімії, біології.

UNCOUNTABLE AND COUNTABLE NOUNS

Most nouns in English are countable. This means they can have singular and plural forms:

one sandwich – four sandwiches
a child – the children

Common uncountable nouns: *advice, furniture, help, homework, information, jewelry, luck, mail, money, music, peace, traffic, weather, work, milk, tea, bread, sugar, flour, coffee, cheese, food, fruit, meat, pepper, rice, salt, soup, water...*

Uncountable Nouns

Use	Example
We use uncountable nouns with a singular verb form.	<i>This news is not interesting.</i>
We don't use the article <i>a</i> or <i>an</i> with them.	<i>I don't like milk.</i>
Uncountable nouns have no plural form.	<i>They want some sugar with tea.</i> <i>money</i> <i>some money</i> <i>a lot of money (none)</i> <i>much money</i> <i>a little money</i>

Countable Nouns

Use	Example
Countable nouns have singular and plural forms.	<i>a book – books</i> <i>one book – two books</i> <i>some books</i>
We use them with articles <i>a</i> and <i>an</i> in the singular form.	<i>a lot of books</i> <i>many books</i> <i>a few books</i>
We use them with the definite article <i>the</i> or without an article in the plural form.	<i>There is an orange and some apples on the plate.</i>
We use them with singular and plural verb forms.	<i>Pineapples are very delicious.</i> <i>Mango is a tropical fruit.</i>

A lot of – Many – Much

Only countable nouns can follow *a/an, many, a few, these, one, two,* etc.

We use (*not*) *many* with countable nouns in questions and negative sentences.

Only uncountable nouns can follow *much, a little.*

Both plural countable nouns and uncountable nouns can follow *some, any, a lot of.*

We say: *sugar, some sugar, a lot of sugar (none), much sugar, a little sugar.*

A lot of – Many – Much

	Countable Nouns	Uncountable Nouns	Examples
Positive	A lot of/lots of/many (formal)	A lot of/lots of/much (formal)	<i>There are a lot of classrooms in our school.</i> <i>There is a lot of jam in this jar.</i>
Interrogative	many	much	<i>Are there many classrooms in your school?</i> <i>Is there much jam in this jar?</i>
Negative	many	much	<i>There aren't many old books in our school library.</i> <i>There isn't much oil left in the bottle.</i>
	a few (=some)/few (=not many, not enough)	a little (=some)/little (=not much, not enough)	

ARTICLES: A/AN – THE

We use *a/an* to talk about something for the first time.

We use *the* to talk about something we have mentioned before.

There's a pen on the desk. The pen is new.

We also use *the* before:

- names of rivers (*the Thames River, the Dnipro River*), seas (*the Black Sea*), oceans (*the Atlantic Ocean*), and mountain ranges (*the Carpathians*);
- nationalities (*the English*),
- names of families (*the Smiths*).

We don't use *the* before:

- proper names (*Ann, Dan*);
- names of countries (*Great Britain*) (But: *the UK, the USA*);
- names of meals (*lunch*);
- names of sports/games (*tennis*).

VERB TENSE FORMS

PRESENT SIMPLE TENSE

never, seldom, often, frequently, always, usually, rarely, sometimes

We use the Present Simple Tense for:

- daily routines;
- repeated actions or habits;
- permanent states.

Positive		Negative		
I/You/We/They	work.	I/You/We/They	don't (do not)	work.
He/She/It	works.	He/She/It	doesn't (does not)	

Question	Answer
Do you work?	Yes, I do. / No, I don't.
Does he work?	Yes, he does. / No, he doesn't.

Use	Example
Long-term situations.	<i>She lives in Stockholm.</i>
Habits and routines.	<i>How often do you go abroad?</i>
Feelings and opinions.	<i>I don't like spicy food.</i>
Facts.	<i>It rains a lot in the spring.</i>
Timetables and programmes.	<i>The train arrives at 18.20.</i>

Frequency Adverbs

never, seldom, often, usually, rarely, sometimes, frequently, always

Frequency adverbs go after the verb *to be*, but before all other verbs:
They are often late. She usually phones me on Sundays.

PAST SIMPLE TENSE

yesterday, last week, last month, last year, in 2000

We use the Past Simple Tense for actions which happened in the past and won't happen again.

We also use the Past Simple Tense for actions which happened at a specific time in the past.

Positive		Negative		
I/You/We/They	answered.	I/You/We/They	didn't (did not)	answer.
He/She/It	wrote.	He/She/It		write.

Question	Answer
Did he answer?	Yes, he did. / No, he didn't.

Use	Example
Finished actions and situations in the past.	<i>I lived in Paris from 1980 to 1989. How long ago did you meet her? The Parkers travelled to the USA last summer. They didn't drive a car yesterday.</i>

Regular verbs in the Past Simple Tense end in *-ed*.

We have to memorize the forms of the irregular verbs. (See Irregular Verbs list on p. 227)

Reading Rules: -ed

[t]	[d]	[id]
after voiceless consonants except <i>t</i>	after vowels and voiced consonants except <i>d</i>	after <i>t, d</i>
watched noticed pickled	answered skied played	decided painted nodded

FUTURE SIMPLE TENSE

We use the Future Simple Tense to express a single or a permanent action in the future:

We will (shall) go to the theatre next week. He will have a party tomorrow.

We form the Future Simple by means of the verb *will (shall)* and the infinitive of the main verb.

Will may be used for all the persons, and *shall* is sometimes used for the first person singular and plural.

FUTURE: TO BE GOING TO

We use *to be going to*:

- for plans and intentions;
- for predictions based on what we see or we know.

Positive				Negative			
I	'm (am)	going to	visit.	I	'm not (am not)	going to	visit.
You/We/ They	're (are)		read.	You/We/ They	aren't (are not)		read.
He/She/ It	's (is)		speak.	He/She/ It	isn't (is not)		speak.

Question	Answer
Is he going to visit his granny? Are they going to read a book?	Yes, he is. / No, he isn't. Yes, they are. / No, they aren't.

Use	Example
Future plans, intentions, decisions.	<i>I'm going to visit the USA this summer.</i>

PRESENT CONTINUOUS TENSE

now, at the moment

We use the Present Continuous Tense for:

- actions happening now, at the moment of speaking;
- actions happening around the time of speaking;
- fixed arrangement in the near future.

Positive			Negative		
I	'm (am)	writing.	I	'm not (am not)	writing.
You/We/ They	're (are)		You/We/ They	aren't (are not)	
He/She/It	's (is)		He/She/It	isn't (is not)	

Question	Answer
Are you writing? Is he writing?	Yes, I am. / No, I am not. Yes, he is. / No, he isn't.

Use	Example
Actions happening now.	<i>He is writing a thank-you letter now.</i>
Actions happening around the time of speaking.	<i>I am reading a very interesting book at the moment.</i>
Fixed arrangement in the near future.	<i>We are leaving tomorrow night.</i>

State Verbs

Verbs of Feelings and Thinking	Verbs of Senses	Other Verbs
Like, love, want, prefer, dislike, hate, think, know, believe, understand, forget, remember, mean, realize, recognize.	Hear, see, taste, feel, smell.	Own, have, be, belong, consist of, contain, exist, include.

State verbs are not normally used in the continuous form. We often use *can* with verbs of sense:

I can smell something burning.

PAST CONTINUOUS TENSE

from 4 till 5 yesterday, at that moment yesterday, when I came

We use the Past Continuous Tense for:

- two or more actions happening at the same time in the past;
- an action in progress at a stated time in the past;
- an action which is in progress when another action interrupted it.

We use the Past Continuous for the action in progress (longer action) and the Past Simple Tense for the action that interrupted it (shorter action).

Positive			Negative		
I/He/ She/It	was	working.	I/He/ She/It	wasn't (was not)	working.
You/We/ They	were		You/We/ They	weren't (were not)	

Question	Answer
Was he working? Were they working?	Yes, he was. / No, he wasn't. Yes, they were. / No, they weren't.

Use	Example
An action in progress when another action happened.	<i>I was doing my homework, when the telephone rang.</i>
An action in progress at a specific time in the past.	<i>Sue was writing a composition from 4 till 5 o'clock yesterday.</i>
Two or more actions happening at the same time in the past	<i>I was writing a letter while my mother was cooking dinner.</i>

PRESENT PERFECT TENSE

already, just, yet, never, ever, lately, recently, this morning, this evening, this week, this month, this year, today

We use the Present Perfect Tense:

- to talk about an action which started in the past and continues up to the present;
- to talk about a past action with a visible result in the present;
- to refer to an experience;
- for an action which happened at an unstated time in the past. The action is more important than the time.

Positive			Negative		
I/You/We/ They	've (have)	worked.	I/You/ We/They	haven't (have not)	worked.
He/She/It	's (has)	left.	He/She/It	hasn't (has not)	left.

Question	Answer
Have you worked? Has it worked?	Yes, I have. / No, I haven't. Yes, it has. / No, it hasn't.

Use	Example
Situations that began in the past and continue to the present.	<i>She has worked as a teacher for ten years.</i>
Situations and actions in a time up to present.	<i>They have just discussed this question with their relatives.</i>
Past actions with results in the present.	<i>He's broken his leg.</i>

PAST PERFECT TENSE

before she came home, by ... o'clock yesterday

We use the Past Perfect Tense to say, which past action happened first or what time in the past the action had finished by.

We often do not use the Past Perfect Tense, if it is already clear, which action happened first: *He left, I arrived. I arrived before he left.*

Positive			Negative		
I/You/ We/They	'd (had)	arrived.	I/You/ We/They	hadn't (had not)	arrived.
He/She/It		left.	He/She/It		left.

Question	Answer
Had they arrived?	Yes, they had. / No, they hadn't.

Use	Example
A past action which happened before another past action.	<i>He had left, when I arrived. She was nervous, because she had never flown by plane before.</i>

PAST TENSES: VERB CONTRASTS
PAST SIMPLE TENSE AND PRESENT PERFECT TENSE

We use the Past Simple Tense:

- to talk about the specific time in the past:

Builders finished their work yesterday.

John went to Rome last year.

- when the speaker is thinking of an action completed at a time in the past:

*Paper was invented in China.
Rice was grown in Vietnam last year.*

We use the Present Perfect Tense when no specific past time is mentioned or when a connection is made between the past and the present:

*I have met that man before.
John has already read that book.*

*Have you ever visited London?
I have never seen a camel.
He hasn't written the letter yet.*

PAST SIMPLE TENSE AND PAST PERFECT TENSE

We use the Past Simple Tense when we talk about the past, and follow the events in order in which they happened:

I read a book, mended my CD player and ate a cake.

We use the Past Perfect to go back to an earlier time:
I read a book I had got from the library.

PRESENT PERFECT CONTINUOUS TENSE

We use the Present Perfect Continuous Tense:

- to talk about an action which started in the past and continues to the present giving emphasis to duration;
- to talk about a past action which has lasted for a period of time and its result is visible in the present.

Positive			Negative		
I/You/ We/They	've (have)	been working.	I/You/ We/They	haven't (have not)	been working.
He/She/It	's (has)		He/She/It	hasn't (has not)	

Question			Answer		
Have	I/we/you/they	been working?	Yes,	I/you/we/they	have.
			No,		haven't.
Has	he/she/it		Yes,	he/she/it	has.
			No,		hasn't.

Use	Example
To express the actions that began in the past and continue up to the present.	<i>I've have been learning English since I was seven years old.</i>
To express the actions that began in the past and have just stopped.	<i>I've been riding a bike for two hours.</i>

for and since

Use	Example
<i>for</i> with a period of time:	three days five hours a month ten minutes a long time ages <i>They have been playing tennis for three hours.</i> <i>Jane has been training for two months.</i> <i>The sprinters have been running for twenty minutes.</i> <i>He hasn't been reading the newspapers for a long time.</i>
<i>since</i> with a point of time	Tuesday 8 August 4 o'clock last summer 2004 I last saw you <i>I have been learning English since 2000.</i>

THE PASSIVE VOICE

The Active sentences focus on what the **person (subject)** does, did, or will do. The passive sentences focus on **the object** of the action:

My Granny bought vitamins for me. (Active Voice.)

Vitamins were bought for me. (Passive Voice.)

We use the Passive Voice if we don't know, don't care or don't want to say who (or what) did the action. The Passive Voice focuses on processes rather than on people.

We form the Passive Voice by means of the verb *to be* and *the third form* (Past Participle) of the main verb.

Changing from Active into Passive

- The object of the active sentence becomes the subject in the passive sentence.

- The active verb changes into a passive form.
- The subject of the active sentence becomes the agent.

The agent is not mentioned when:

- it is unknown;
- it is unimportant;
- it is obvious from the context.

Present Simple Passive Voice

We form the Present Simple Passive Voice by means of **am/is/are** and *the third form* (Past Participle) of the main verb.

Positive			Negative		
I	'm (am)	visited.	I	'm not (am not)	visited.
You/we/they	're (are)		You/we/they	aren't (are not)	
He/She/it	's (is)	built.	He/She/It	isn't (is not)	built.

Question	Answer
Am I visited by my friends? Is it built by builders? Are they visited by their relatives?	Yes, I am. / No, I'm not (am not). Yes, it is. / No, I it isn't (is not). Yes, they are. / No, they aren't (are not).

Past Simple Passive Voice

We form the Past Simple Passive Voice by means of **was/were** and *the third form* (Past Participle) of the main verb.

Positive			Negative		
I/He/She/It	was	visited. built.	I/He/She/It	was not	visited. built.
You/we/they	were		You/we/they	were not	

Question	Answer
Was I visited by my friends? Was it built by builders? Were they visited by their relatives?	Yes, I was. / No, I wasn't (was not). Yes, it is. / No, it wasn't (was not). Yes, they are. / No, they weren't (were not).

Future Simple Passive Voice

Positive			Negative		
I/we	will (shall) be	visited. built.	I/we	won't (shan't) be	visited. built.
You/They/ He/She/It	will be		You/They/ He/She/It	won't (will not) be	

Question	Answer
Will (Shall) I be visited by my friends tomorrow? Will it be built by builders? Will they be visited by their relatives?	Yes, I will (shall). / No, I won't (shan't). Yes, it will. / No, it won't (will not). Yes, they will. / No, they won't (will not).

Use	Example
When the person or thing that will do the action isn't important, or when we don't know who will do it.	<i>Coffee will be grown in Brazil.</i>

Present Perfect Passive Voice

Positive			Negative		
They	have been	visited. built.	They	haven't been	visited. built.
It	has been		It	hasn't been	

Question	Answer
Have the museums been visited by my friends the other days? Has it been built yet?	Yes, they have. / No, they haven't (have not). Yes, it has. / No, it hasn't (has not).

Use	Example
When the person or thing that has done the action isn't important, or when we don't know who has done it.	<i>Coffee has been grown in Brazil.</i>

MODAL EXPRESSIONS

To Let Smb. Do Smth. and To Be Allowed to Do Smth.

Active Voice	Passive Voice
My parents let me play computer games every day.	I am allowed to play computer games every day.
They don't let him talk over the telephone for so long.	He is not allowed to talk over the telephone for so long.
Sue let Jim use her pen yesterday.	Jim was allowed to use Sue's pen yesterday.
We will let them finish writing a composition tomorrow.	They will be allowed to finish their composition tomorrow.

To Make Smb. Do Smth.

Active Voice	Passive Voice
His mother made me eat a plate of soup.	I was made to eat a plate of soup.
The teacher didn't make us learn the poem by heart yesterday.	We weren't made to learn the poem by heart yesterday.
My mother usually makes me read in summer.	I am usually made to read in summer.
His sister will make him clean the room tomorrow.	He will be made to clean the room tomorrow.

MODAL VERBS

May and Might

We use *may* to say that things are possible – perhaps they are (not) true, or perhaps they will (not) happen.

“What’s that?” – “I’m not sure. It may be a rabbit.”

“I may go to Scotland at the weekend.”

We don’t use *may* in this way in questions.

It may snow.

Note the difference between *may not be* (= ‘perhaps is not’) and *can’t be* (= ‘is certainly not’).

She may not be at home – I’ll phone and find out.

She can’t be at home: she went to Italy yesterday.

We can use *might* in the same way as *may* – especially if we are not sure about things.

“Are you ill?” – “Not sure. I might have a cold. Or perhaps not.”

Might is unusual in questions.

QUESTION TAGS

Question tags are short questions which are used at the end of the sentences. We use question tags if you are not absolutely sure as to something and wish someone else to confirm it.

We add question tags to the sentences (negative or affirmative) to ask for confirmation or agreement.

We form question tags by means of the auxiliary verb of the sentence and the personal pronoun (I, he, she, it, etc.) which corresponds to the subject of the sentence.

- If the sentence is affirmative, we use a negative question tag.

You will help me, won’t you?

- If the sentence is negative, we use an affirmative question tag.

You haven’t done your homework, have you?

- If there is a modal verb (can, could, should, etc.) in the sentence, we use the same modal verb to form the question tag.

He can’t swim very well, can he?

• If there is no auxiliary verb in the sentence, we use the auxiliary verb **to do**. Thus, for a sentence which is in the Present Simple we use **do/does** and for a sentence which is in the Past Simple we use **did**.

He works in an office, doesn't he?
You didn't eat my ice cream, did you?

• The question tag for **I am** is **aren't I?**

I'm a pupil, aren't I?

• The question tag for **Let's** is **shall we?**

Let's go, shall we?

Question Tags (Short Answers)

We give short answers to avoid repetition of the question asked before.

We form positive short answer with:

Yes + personal pronoun + auxiliary verb.

We form negative short answers with:

No + personal pronoun + negative auxiliary verb.

Examples:

There's a room for me in your car, isn't there? – Yes, there is.

He went to England last summer, didn't he? – No, he didn't.

He didn't go to London last summer, did he? – Yes, he did. (Hi, він їздив.) / No, he didn't. (Так, він не їздив.)

Auxiliary Verbs in Short Answers

We often use auxiliary verbs in short answers when we don't want to repeat something:

Does he read books every evening? – Yes, he does.

(= He reads books every evening.)

Do you go to the library on Saturdays? – Yes, I do.

(= I go to the library on Saturdays.)

We also use auxiliary verbs with **so** and **neither**:

I play tennis every Sunday. – So do I. (= I play tennis every Sunday, too.)

I never read newspapers. – Neither do I. (= I never read newspaper, too.)

It is important to remember the word order after **so** and **neither** – **verb before the subject**.

I go in for sports and so do my friends.

DIRECT – REPORTED SPEECH

Direct Speech is exactly what someone says.

“I’ll help you,” Steve says.

Reported Speech is the exact meaning of what someone said but not the exact words.

Steve says that he will help me.

Steve said that he would help me.

say and tell

We use **say** with or without a personal pronoun. We use **to** after **say** when there is a personal pronoun.

“I’ll help you,” Steve says to me.

Steve says that he will help me.

We use **tell** with a personal object pronoun. We never use **to** after **tell**.

He told me that he would help me.

Changes in the Reported Speech

When the reporting verb (say, tell etc) is in the Present Simple Tense, the verb tenses do not change in the Reported Speech.

“I want to visit my Granny on Sunday,” Jane says. (Direct Speech.)

Jane says that she wants to visit her Granny on Sunday. (Reported Speech.)

When the reporting verb is in the past tense, the verb tenses change in Reported Speech.

“I want to visit my Granny on Sunday,” Jane says. (Direct Speech.)

Jane said that she wanted to visit her Granny on Sunday. (Reported Speech.)

Tenses change as follows:

Present Simple ----- → **Past Simple**

“I don’t like cakes”.

He said he didn’t like cakes.

Present Progressive ----- → **Past Continuous**

“I’m writing”.

She said she was writing.

Present Perfect ----- → **Past Perfect**

“I have never been to London”. *She said she had never been to London.*

Past Simple -----> Past Perfect
"I wrote a letter". *She said she had written a letter.*

will -----> would
"I will write a letter," she said. (Direct Speech.)
She said she would write a letter. (Reported Speech.)

can -----> could
"I can help you," he said. (Direct Speech.)
He said he could help me. (Reported Speech.)

Changes in Expressions of Time and Place

Direct Speech	Reported Speech
<i>today</i>	<i>that day</i>
<i>yesterday</i>	<i>the day before</i>
<i>tomorrow</i>	<i>the next day / the following day</i>
<i>next week</i>	<i>the following week</i>
<i>last week, last year, etc.</i>	<i>the previous week, year, etc.</i>
<i>this / these</i>	<i>that / those</i>
<i>here</i>	<i>there</i>

Personal pronouns and possessive adjectives change according to the context.

"I'll help my parents about the house," Helen said. (Direct Speech.)
Helen said that she would help her parents about the house. (Reported Speech.)

REPORTED ORDERS/INSTRUCTIONS

To report orders or instructions we use the introductory verbs to *ask*, to *order*, etc. followed by a *to-infinitive*.

"Read this story, Ann, please!" my teacher asked me. (Direct Speech.)
The teacher asked me to read a story. (Reported Speech.)

CONJUNCTIONS

**Determiners and Double Conjunctions:
Both ... / Either ... or / Neither ... nor**

We use *both*, *either* and *neither* to talk about two people or things.

Both (one and the other) has a plural noun.

Either (one or the other) has a singular noun.

Neither (not one and not the other) has a singular noun.

We use *either ... or* to talk about two possibilities.

You can either read a book or watch a film.

Either Mary or John can meet him at the station.

We use *neither ... nor* to join together two negative ideas.

You can neither visit your friend nor telephone him. He is not in Kyiv at the moment.

Neither Steve nor Dan watched that film on TV yesterday.

If ... / Unless ...

When we use the conjunction *If ...*, there are two possibilities.

1. Start with *If* and use a comma (,).

If the results are positive, the others may imitate it.

2. Put *If* between the two parts of the sentence. Don't use a comma then.

The others may follow it if the results are positive.

We can use the conjunction *Unless* to mean '*If ... not*'. We use positive form of a verb in this part of a sentence.

You can't get a cash prize unless you get good results in your tests.

(= *You can't get a cash prize if you don't get good test results.*)

If / when / as soon as / till / until

Most tenses are possible in sentences with the conjunctions

If / when / as soon as / till / until.

If you're happy, I'm happy.

If my father drives me to school in the morning, I'm always on time.

English Tenses Timeline Chart

This timeline tenses chart provides a handy reference sheet to English tenses and their relationship to one another and the past, present and future. The forms of the verbs are highlighted in bold.

SIMPLE ACTIVE	SIMPLE PASSIVE	TIMELINE	CONTINUOUS ACTIVE	CONTINUOUS PASSIVE
She had already eaten when I arrived.		PAST TIME ↑ Past Perfect ↑		
I bought a new car last week.	The book was written in 1876 by Frank Smith.	Past Simple ↑	I was watching TV when she arrived.	
She has lived in California for many years.	The company has been managed by Fred Jones for the last two years.	Present Perfect ↑	She has been working at Johnson's for six months.	
He works five days a week.	Those shoes are made in Italy.	Present ↑	I am working at the moment.	
		PRESENT TIME ↓		
		Future Intention ↓	They are going to fly to New York tomorrow.	
The sun will shine tomorrow.	The food will be brought later.	Future Simple ↓	She will be teaching tomorrow at six o'clock.	
		Future Perfect ↓		
		FUTURE TIME		

SOCIAL ENGLISH

Checking that You've Understood

Conversational formulas	Translation
So, I/We have to...	Отже, я/ми маємо (повинні) ...
Do you want me/us to...?	Чи ти хочеш, щоб я/ми ... ?
Should I...?	Чи мені слід ...?

Interrupting Politely

Conversational formulas	Translation
Actually, I'd just like to say...	Фактично, я б хотів(ла) сказати/ зазначити ...
Sorry to interrupt, but...	Вибачте, що я перериваю Вас, але ...
Oh, while I remember/before I forget.	Ой, поки я ще пам'ятаю/поки я не забув(забула)

Giving Instructions and Directions

Conversational formulas	Translation
Make sure...	Переконайтесь ...
Remember... (to do).	Не забудьте ... (зробити).
Be careful... (not to do).	Остерігайтесь ... (не зробити щось).
Go straight on.	Ідіть прямо.
Take the first/second left.	Це перший/другий поворот наліво.
Turn left/right.	Поверніть наліво/направо.
Go along High Street as far as the bank.	Ідіть по Хай Стріт до банку.
Take the Number 10 bus.	Сядьте на автобус номер 10.
Get off at... (place).	Вийдіть на ... (місце).

Checking Instructions

Conversational formulas	Translation
Are you with me?	Чи Ви мене слухаєте?
Did you follow that?	Чи ти чув(ла), що говорили?
Have you got that?	Чи ти зрозумів(ла)?
Is everything clear so far?	Чи поки що все зрозуміло?

Making Suggestions

Conversational formulas	Translation
Shall I/we... (do)?	Чи я/ми маю (маємо) ... щось (зробити)?
Let's ... (do)	Давайте ... (зробимо)
Why don't I/we... (do)?	Чому б мені/нам ... (не зробити)?
How about... (doing)?	Як щодо до того, щоб ... (зробити щось)?
What about... (doing)?	А як на рахунок того, щоб ... (зробити щось)?
I think we should... (do)	Я думаю нам слід ... (зробити)
It might be a good idea if we/you... (do)	Можливо, було б непогано якби ми/Ви ... (зробили)
If you ask me, I think we/you should... (do)	Якщо Вам цікава моя думка, то я вважаю нам/Вам варто ... (зробити)

Making Recommendations

Conversational formulas	Translation
You mustn't miss the chance to...	Ви не повинні пропустити шанс ...
You must go to the...	Ви повинні піти до ...
You've got to...	Ви маєте ...
You'll love...	Вам сподобається ...
I wouldn't recommend...	Я б радив (радила) ...

Asking for Advice

Conversational formulas	Translation
What do you think I should do?	Як Ви гадаєте, що мені слід робити?
What would you advise me to do?	Що б Ви мені порадили зробити?

Giving Advice

Conversational formulas	Translation
I think you should... (do).	Я думаю Вам варто ...
You could... (do)	Ви могли б ...
Why don't you... (do)?	Чому б Вам ... (не зробити щось)?

Agreeing

Conversational formulas	Translation
I'd probably agree on that.	Я б скоріше за все погодився (погодилася) на це.
I think that's probably right.	Я гадаю, що це вірно/правильно.
That's absolutely right.	Це цілком вірно.
Sure! That's exactly what I think.	Впевнений(на), це якраз те, що я думаю.

Disagreeing

Conversational formulas	Translation
Yes, but...	Так, але ...
True, but...	Вірно, але ...
I see what you mean, but...	Я розумію, що Ви маєте на увазі, але ...
Yes, but on the other hand...	Так, але з іншого боку ...
I'm afraid I disagree / don't agree / can't agree...	Дозвольте мені не погодитися з Вами ...
I'm not sure if that's strictly true.	Я не впевнений (впевнена), що це цілком вірно.
You have a point there, but...	Ви маєте рацію тут, але ...

Justifying Your Opinions

Conversational formulas	Translation
Personally, I (don't) think... because	Особисто я (не) думаю ..., тому що
Let's (not)... because	Давайте (не) ..., тому що
In my opinion...	На мій погляд ...
I (don't) feel that it's important to... as	Я не думаю, що це важливо ... оскільки

Speculating

Conversational formulas	Translation
I'm not sure but it might be...	Я не впевнений (впевнена), однак можливо ...
It can't be... because...	Цього не може бути ..., тому що ...
It must be... because...	Це має бути ..., тому що ...

Summarising

Conversational formulas	Translation
So what it comes down to is...	Таким чином ...
In brief...	Коротше кажучи ...
To sum up...	Підсумовуючи ...

IRREGULAR VERBS

Infinitive	Past Simple	Past Participle	Translation
arise /ə'raɪz/	arose /ə'rəʊz/	arisen /ə'rɪzn/	виникати, поставати
bear /beə/	bore /bɔ:/	born(e) /bɔ:n/	нести, носити
beat /bi:t/	beat /bi:t/	beaten /bi:tɪn/	бити
become /bɪ'kʌm/	became /bɪ'keɪm/	become /bɪ'kʌm/	ставати, робити
begin /bɪ'gɪn/	began /bɪ'gæn/	begun /bɪ'gʌn/	починати(ся)
blow /bləʊ/	blew /blu:/	blown /bləʊn/	дути
break /breɪk/	broke /brəʊk/	broken /brəʊkɪn/	(з)ламати
bring /brɪŋ/	brought /brɔ:t/	brought /brɔ:t/	приносити
build /bɪld/	built /bɪlt/	built /bɪlt/	будувати
burn /bɜ:n/	burnt /bɜ:nt/	burnt /bɜ:nt/	палити; горіти
burst /bɜ:st/	burst /bɜ:st/	burst /bɜ:st/	розбиватися; вибухати
buy /baɪ/	bought /bɔ:t/	bought /bɔ:t/	купувати
catch /kætʃ/	caught /kɔ:t/	caught /kɔ:t/	ловити, (с)піймати
choose /tʃu:z/	chose /tʃəʊz/	chosen /tʃəʊzn/	вибирати
come /kʌm/	came /keɪm/	come /kʌm/	приходити
cost /kɒst/	cost /kɒst/	cost /kɒst/	коштувати
cut /kʌt/	cut /kʌt/	cut /kʌt/	різати
dig /dɪg/	dug /dʌg/	dug /dʌg/	копати
do /du:/	did /dɪd/	done /dʌn/	робити
draw /drɔ:/	drew /dru:/	drawn /drɔ:n/	тягти; малювати
dream /dri:m/	dreamt /dremt/ dreamed	dreamt /dremt/ dreamed	бачити уві сні; мріяти
drink /drɪŋk/	drank /dræŋk/	drunk /drʌŋk/	пити
drive /draɪv/	drove /drəʊv/	driven /drɪvn/	гнати; їхати
eat /i:t/	ate /æt/	eaten /i:tɪn/	їсти
fall /fɔ:l/	fell /fel/	fallen /fɔ:l(ə)n/	падати

feed /fi:d/	fed /fed/	fed /fed/	годувати
feel /fi:l/	felt /felt/	felt /felt/	почувати; відчувати
fight /fait/	fought /fɔ:t/	fought /fɔ:t/	битися; боротися
find /faɪnd/	found /faʊnd/	found /faʊnd/	знаходити
fly /flaɪ/	flew /flu:/	flown /fləʊn/	літати
forget /fə'get/	forgot /fə'gɒt/	forgotten /fə'gɒtn/	забувати
forgive /fə'gɪv/	forgave /fə'geɪv/	forgiven /fə'gɪvn/	вибачати; прощати
freeze /fri:z/	froze /frəʊz/	frozen /frəʊzn/	заморожувати; замерзати
get /get/	got /gɒt/	got /gɒt/	діставати; одержувати
give /gɪv/	gave /geɪv/	given /gɪvn/	давати
go /gəʊ/	went /went/	gone /gɒn/	іти; іти геть
grind /graɪnd/	ground /graʊnd/	ground /graʊnd/	молоти; точити
grow /grəʊ/	grew /gru:/	grown /grəʊn/	рости
hang /hæŋ/	hung /hʌŋ/ hanged /hæŋd/	hung /hʌŋ/ hanged /hæŋd/	висіти повісити
have /hæv/	had /hæd/	had /hæd/	мати
heard /hɪə/	heard /hɜ:d/	heard /hɜ:d/	чути
hide /haɪd/	hid /hɪd/	hidden /hɪdn/	ховати(ся)
hit /hɪt/	hit /hɪt/	hit /hɪt/	ударяти; влучати
hold /həʊld/	held /hɛld/	held /hɛld/	мати; держати
hurt /hɜ:t/	hurt /hɜ:t/	hurt /hɜ:t/	завдавати болю; боліти
keep /ki:p/	kept /kept/	kept /kept/	тримати; зберігати
know /nəʊ/	knew /nju:/	known /nəʊn/	знати
lay /leɪ/	laid /leɪd/	laid /leɪd/	класти; покласти
lead /li:d/	led /led/	led /led/	вести; водити
leap /li:p/	leapt /lept/ leaped	leapt /lept/ leaped	плигати, стрибати
learn /lɜ:n/	learnt /lɜ:nt/ learned	learnt /lɜ:nt/ learned	вчити

leave /li:v/	left /left/	left /left/	залишати
lend /lend/	lent /lent/	lent /lent/	позичати (комусь)
let /let/	let /let/	let /let/	пускати; дозволяти
lie /lai/	lay /lei/	lain /lein/	лежати
lose /lu:z/	lost /lɒst/	lost /lɒst/	втрачати; губити
make /meik/	made /meid/	made /meid/	робити
mean /mi:n/	meant /ment/	meant /ment/	означати; мати намір
meet /mit/	met /met/	met /met/	зустрічати
mistake /mɪ'steɪk/	mistook /mɪ'stɒk/	mistaken /mɪ'steɪkən/	помилятися; неправильно розуміти
pay /pei/	paid /peɪd/	paid /peɪd/	платити
put /pʊt/	put /pʊt/	put /pʊt/	класти; ставити
read /ri:d/	read /red/	read /red/	читати
ride /raɪd/	rode /rəʊd/	ridden /rɪdn/	їздити верхи
ring /rɪŋ/	rang /ræŋ/	rung /rʌŋ/	телефонувати
rise /raɪz/	rose /rəʊz/	risen /rɪzn/	вставати; підніматися
run /rʌn/	ran /ræn/	run /rʌn/	бігти
say /sei/	said /sed/	said /sed/	говорити; сказати
see /si:/	saw /sɔ:/	seen /si:n/	бачити
sell /sel/	sold /səʊld/	sold /səʊld/	продавати
send /send/	sent /sent/	sent /sent/	посилати
set /set/	set /set/	set /set/	ставити; установлювати
shine /ʃaɪn/	shone /ʃɒn/	shone /ʃɒn/	світити; проли- вати світло

shoot /ʃu:t/	shot /ʃɒt/	shot /ʃɒt/	стріляти; підковувати
show /ʃəʊ/	showed /ʃəʊd/	shown /ʃəʊn/	показувати
shut /ʃʌt/	shut /ʃʌt/	shut /ʃʌt/	закривати
sing /sɪŋ/	sang /sæŋ/	sung /sʌŋ/	співати
sink /sɪŋk/	sank /sæŋk/	sunk /sʌŋk/	спускати(ся); занурюватися
sit /sɪt/	sat /sæt/	sat /sæt/	сидіти
sleep /sli:p/	slept /slept/	slept /slept/	спати
speak /spi:k/	spoke /spəʊk/	spoken /spəʊkn/	говорити
spell /spel/	spelt /spelt/ spelled	spelt /spelt/ spelled	Писати або вимовляти по буквах
spend /spend/	spent /spent/	spent /spent/	витрачати
spring /sprɪŋ/	sprang /spræŋ/	sprung /sprʌŋ/	стрибати; виникати
stand /stænd/	stood /stʊd/	stood /stʊd/	стояти
strike /straɪk/	struck /strʌk/	struck /strʌk/	бити; вдаряти(ся)
sweep /swi:p/	swept /swept/	swept /swept/	мести; мчати
swim /swɪm/	swam /swæm/	swum /swʌm/	плавати; пливти
take /teɪk/	took /tʊk/	taken /teɪkn/	брати; взяти
teach /ti:tʃ/	taught /tɔ:t/	taught /tɔ:t/	вчити; навчати
tell /tel/	told /təʊld/	told /təʊld/	розповідати, говорити
think /θɪŋk/	thought /θɔ:t/	thought /θɔ:t/	думати
throw /θrəʊ/	threw /θru:/	thrown /θrəʊn/	кидати
understand /ˌʌndə'stænd/	understood /ˌʌndə'stʊd/	understood /ˌʌndə'stʊd/	розуміти
wake /weɪk/	woke /wəʊk/ waked /weɪkt/	woken /wəʊkn/ waked /weɪkt/	прокидатися; будити
wear /weə/	wore /wɔ:/	worn /wɔ:n/	носити (одяг)
win /wɪn/	won /wʌn/	won /wʌn/	вигравати
write /raɪt/	wrote /reɪt/	written /rɪtn/	писати

Short forms

v verb
n noun
pr pronoun
adj adjective

adv adverb
prep preposition
conj conjunction
phr phrase

Introduction

acquaint *v* /ə'kweɪnt/ знайомитись
associate *v* /ə'səʊʃieɪt/ асоціювати
citizenship *n* /'sɪtɪzənʃɪp/ громадянство
classmate *n* /'klɑ:smeɪt/ однокласник
communicate *v* /kə'mju:nikeɪt/ спілкуватися
community *n* /kə'mju:nɪti/ громада, спільнота
conversation *n* /kɒnvə'seɪʃən/ розмова
curious *adj* /'kjʊəriəs/ цікавий; допитливий
definitely *adv* /'defɪnɪtli/ неодмінно
delighted *adj* /dɪ'laɪtɪd/ захоплений, радий
easily *adv* /'i:zɪli/ з легкістю, легко
excited *adj* /ɪk'saɪtɪd/ схвилюваний
expect *v* /ɪk'spekt/ очікувати
feeling *n* /'fi:lɪŋ/ почуття
healthy *adj* /'helθi/ здоровий
holidays *n* /'hɒlɪdɪz/ канікули, свята
hurry up *phr* /'hʌrɪ'ʌp/ поспішати
imagine *v* /ɪ'mæɪdʒɪn/ уявляти
impression *n* /ɪm'preʃən/ враження
lifestyle *n* /'laɪfstɑɪl/ спосіб життя
living *n* /'lɪvɪŋ/ життя
marathon *n* /'mærəθən/ марафон
nowadays *adv* /'nəʊədeɪz/ за наших часів, тепер
planet *n* /'plænɪt/ планета
practise *v* /'præktɪs/ практикувати

project *n* /'prɒdʒekt/ проект
science *n* /'saɪəns/ наука
share *v* /ʃeə/ поділяти
show *v* /ʃəʊ/ показувати
shy *adj* /ʃaɪ/ сором'язливий
skill *n* /skɪl/ уміння
special *adj* /'speʃəl/ особливий
step *n* /step/ крок
studies *n* /'stʌdɪz/ навчання
surprise *v, n* /sə'praɪz/ дивувати, здивування
think *v* /θɪŋk/ думати
understand *v* /ˌʌndə'stænd/ розуміти
usual *adj* /'ju:ʒuəl/ звичайний
wonderful *adj* /'wʌndəfəl/ чудовий

Unit 1. Mass Media: the Press

according to *prep* /ə'kɔ:dɪŋ/ згідно з
activity *n* /æk'tɪvɪti/ діяльність
actually *adv* /'æktʃuəli/ дійсно
advertise *v* /'ædvətaɪz/ рекламувати
advertising *n* /'ædvətaɪzɪŋ/ реклама
advice column *n* /əd'vaɪs 'kɒləm/ поради (колонка в газеті)
affair *n* /ə'feə/ справа, діло
age *n* /eɪdʒ/ вік
agency *n* /'eɪdʒənsi/ агенція
allow *v* /ə'laʊ/ дозволяти
analysis *n* /ə'nælɪsɪs/ аналіз
appeal *v, n* /ə'pi:l/ 1) приваблювати, подобатися; 2) заклик, звернення

- appear** *v* /ə'piə/ з'явитися
- article on smth.** *n* /'ɑ:tɪkəl ɒn/ стаття на тему
- arts section** *n* /ɑ:ts/ мистецтво (розділ в газеті або журналі)
- assign** *v* /ə'sain/ назначати
- assignment** *n* /ə'sainmənt/ завдання
- attention** *n* /ə'tenʃən/ увага
- attic office** *n* /'ætɪk ˈɒfɪs/ мансардне приміщення (офіс)
- attitude** *n* /'ætɪtʃu:d/ відношення
- attract** *v* /ə'trækt/ приваблювати, притягати
- audiofile** *n* /'ɔ:diəʊfaɪl/ аудіофайли
- author** *n* /'ɔ:θə/ автор
- authoritative** *adj* /ɔ:'θɒrɪtətɪv/ авторитетний
- automatic** *adj* /ɔ:tə'mætɪk/ автоматичний
- available** *adj* /ə'veɪləbəl/ доступний
- award** *n* /ə'wɔ:d/ нагорода
- balance** *n* /'bæləns/ баланс
- basic** *adj* /'beɪsɪk/ базовий
- become** *v* /bɪ'kʌm/ стати
- besides** *prep* /bɪ'saɪdɪz/ окрім того
- blockbuster** *n* /'blɒk,bʌstə/ блокбастер
- blog** *n* /blɒg/ блог (журнал, щоденник в інтернеті)
- book** *n* /bʊk/ книга
- both** *pr* /bəʊθ/ обидва, той і другий
- breaking** *adj* /'breɪkɪŋ/ ламаючий
- briefly** *adv* /'brɪ:flɪ/ коротко, стисло
- broadcasting** *n* /'brɔ:dka:stɪŋ/ радіомовлення, телемовлення
- bureau** *n* /'bjʊərəʊ/ бюро
- business** *n* /'bɪznɪs/ бізнес, справа, діло
- capital** *n* /'kæpɪtl/ столиця
- carefully** *adv* /'keəfəli/ обережно
- carry around** *v* /'kæp ə'raʊnd/ поширювати
- cartoon** *n* /kɑ:'tu:n/ карикатура, мультфільм
- catch smb.'s attention** *phr* /kætʃ 'sʌmbədɪz ə'tenʃən/ затримати увагу
- CD** *n* /si:'di/ компакт-диск
- celebrate** *v* /'selɪbreɪt/ відзначати
- century** *n* /'sentʃəri/ століття
- challenge** *n* /'tʃælɪndʒ/ виклик (на змагання тощо)
- channel** *n* /'tʃænl/ канал (радіо-, телевізійний)
- choice of** *n* /tʃɔɪs/ вибір
- coach** *n* /'kəʊtʃ/ тренер, інструктор
- collection** *n* /kə'leɪʃən/ колекція
- college** *n* /'kɒlɪdʒ/ коледж, невеликий університет
- column** *n* /'kɒləm/ графа, стовпець, шпальта (газети)
- comment** *v* /kɒment/ коментувати
- commentary** *n* /'kɒməntəri/ коментар
- comics** *n* /'kɒmɪks/ комікси, бульварний журнал
- communication** *n* /kə'mju:nɪ'keɪʃən/ сполучення, зв'язок; комунікація
- competent** *adj* /'kɒmpɪtənt/ фаховий
- complete** *adj, v* /kəm'pli:t/ 1) повний; закінчений; 2) доповнювати
- computer** *n* /kəm'pjʊ:tə/ комп'ютер
- concentrate (on, upon)** *phr* /'kɒnsəntreɪt/ зосереджувати(ся) на
- concern** *n* /kən'sɜ:n/ відношення, інтерес
- conclusion** *n* /kən'klu:ʒən/ закінчення, завершення; висновок
- conflict** *n* /'kɒnflɪkt/ конфлікт; боротьба; сутичка
- connect** *v* /kə'nekt/ сполучати(ся); зв'язувати(ся); поєднувати(ся)
- connected with** *phr* /kə'nektɪd/ зв'язаний; з'єднаний; сполучений з

consider *v* /kən'sɪdə/ брати до уваги; вважати
contain *v* /kən'teɪn/ містити (мати) в собі; вміщати
continue /kən'tɪnju:/ продовжувати(ся)
copy editor *n* /'kɒpi 'edɪtə/ випускаючий редактор
corresponding *adj* /,kɒrɪ'spɒndɪŋ/ відповідний
cost *v* /kɒst/ коштувати; визначати вартість
cover *v, n* /'kʌvə/ 1) покривати; прикривати; 2) обкладинка
coverage *n* /'kʌvərɪdʒ/ висвітлення (подій)
creator *n* /kri'eɪtə/ творець; автор
crossword *n* /'krɒswɜ:d/ кросворд
culture *n* /'kʌltʃə/ культура
currency exchange *n* /'kʌrənsi ɪks'tʃeɪndʒ/ курс валют, обмін валют
current *adj* /'kʌrənt/ поточний
current events *phr* /'kʌrənt ɪ'vents/ поточні події
daily *adv* /'deɪli/ щодня, щоденно
deadline *n* /'dedlaɪn/ кінцевий термін
deal with *phr* /di:l wɪð/ спілкуватися з (кимось), мати справу
decade *n* /'dekeɪd/ десятиріччя
decision *n* /dɪ'sɪʒən/ рішення
deliver *v* /dɪ'lɪvə/ 1) розносити; доставляти; 2) передавати, вручати
design *v* /dɪ'zain/ 1) задумувати; 2) складати план, проектувати
detailed *adj* /'di:teɪld/ докладний
development *n* /dɪ'veləpmənt/ розвиток
devoted *adj* /dɪ'veɒtɪd/ 1) присвячений; 2) відданий
dictionary *n* /'dɪkʃənəri/ словник
difference *n* /'dɪfərəns/ різниця; відмінність

disc *n* /'dɪsk/ диск
distribute *v* /dɪ'strɪbjʊt/ розповсюджувати
division *n* /dɪ'vɪʒən/ відділ
documentary *adj, n* /,dɒkjʊ'mentəri/ 1) документальний; 2) документальний фільм
draw a conclusion *phr* /'drɔ: ə kən'klu:ʒən/ зробити висновок
draw smb.'s attention *phr* /'drɔ: 'sʌmbədɪz ə'tenʃən/ привертати увагу
drawing *n* /'drɔ:ɪŋ/ рисунок, малюнок
due to *prep* /dju:/ завдяки
earth *n* /z:θ/ земля; земна куля
ease *v* /i:z/ полегшувати, заспокоювати
economy *n* /'eknəmi/ господарство; економіка
editorial *n* /,edɪ'tɔ:riəl/ редакційна стаття
edition *n* /'dɪʃən/ видання, тираж
editor *n* /'edɪtə/ редактор
editor-in-chief *n* /'edɪtə ɪn tʃi:f/ головний редактор
educate *v* /'edju,keɪt/ виховувати; давати освіту
educator *n* /'edʒʊkeɪtə/ вихователь, педагог
electronic *adj* /,elɪk'trɒnɪk/ електронний
else *adv* /els/ ще, крім; інакше, а то; або ж
emotion *n* /'ɪməʊʃən/ почуття, емоція
enjoyable *adj* /ɪn'dʒɔɪəbəl/ втішний, приємний, той що дає насолоду
enjoyment *n* /ɪn'dʒɔɪmənt/ втіха, приємність, задоволення
entertain *v* /,entə'teɪn/ розважати

- entertainment** *n* /,entə'teɪnmənt/ розвага, забава
- entire** *adj* /ɪn'taɪə/ повний, цілковитий
- European** *adj* /juərə'pi:ən/ європейський
- even** *adv* /'i:vən/ навіть
- event** *n* /'i:vent/ подія, випадок, рік
- examine** *v* /ɪk'zæmɪn/ досліджувати; оглядати
- excellent** *adj* /'eksələnt/ відмінний, чудовий
- expect** *v* /ɪk'spekt/ 1) чекати, очікувати; 2) сподіватися
- express** *v* /ɪk'spres/ висловлювати
- expression** *n* /ɪk'spreʃən/ 1) вислів, мовний зворот; 2) вираз (обличчя тощо)
- fax machine** *n* /'fæks mə'ʃi:n/ факсимільний апарат (факс)
- factual** *adj* /'fæktʃuəl/ фактичний
- famous** *adj* /'feɪməs/ славетний, знаменитий, ушанований, відомий
- feature** *n, adj* /'fi:tʃə/ особливість, характерна риса; ознака, властивість; деталь; художній
- fold** *v* /fəʊld/ складати
- follow** *v* /'fɒləv/ 1) іти слідом; 2) наслідувати
- following** *adj* /'fɒləvɪŋ/ наступний
- foreign** *adj* /'fɒrɪn/ іноземний; закордонний
- Foreign Exchange** *n* /'fɒrɪn ɪks'tʃeɪndʒ/ валютна біржа
- foreign press bureau** *n* /'fɒrɪn pres 'bjʊərəv/ іноземне прес-агентство
- freedom** *n* /'fri:dəm/ свобода, воля; вільність
- freelance journalist** *phr* /'fri:ləns 'dʒɜ:nəlɪst/ позаштатний журналіст
- front** *adj* /'frʌnt/ передній
- fun** *n* /'fʌn/ жарт; забава; веселощі
- fund** *n* /fʌnd/ фонд
- gather** *v* /'gæðə/ збирати
- general** *adj* /,dʒenərəl/ загальний
- generation** *n* /,dʒenə'reɪʃən/ покоління; генерація
- gorgeous** *adj* /'gɔ:ʒəs/ 1) пишний, розкішний; 2) яскраво забарвлений
- gossip** *n* /'gɒsɪp/ базікання, плітка
- graduate** *v* /'grædʒu'eɪt/ закінчувати навчальний заклад
- greet** *v* /gri:t/ вітати(ся); вклонятися
- guest** *n* /gest/ гість
- headphones** *n* /'hedfəʊnz/ навушники
- handwritten** *adj* /,hænd'rtɪn/ написаний від руки
- heading** *n* /'hedɪŋ/ заголовок; напис
- headline** *n* /'hedlaɪn/ заголовок
- headlines** *n* /'hedlaɪnz/ короткий зміст випуску останніх новин
- headquarters** *n* /'hed,kwɔ:təz/ головний офіс
- helpful** *adj* /'helpfəl/ корисний
- highlight** *v* /'haɪlaɪt/ висувати на перший план
- hometown** *n* /,həʊm'taʊn/ рідне місто
- horoscope** *n* /'hɒrəskəʊp/ гороскоп
- huge** *adj* /hju:ʒ/ величезний, велетенський
- idea** *n* /aɪ'diə/ 1) ідея; 2) поняття, уявлення
- immediately** *adv* /ɪ'mi:diətli/ 1) негайно, невідкладно; 2) безпосередньо, прямо
- impact** *n* /'ɪmpækt/ вплив

- importance** *n* /,ɪm'pɔ:təns/ важливість, вагомість; значення
- in a matter of** *phr* /'mætə/ фактично
- include** *v* /ɪn'klu:d/ містити в собі, охоплювати, обіймати; включати
- index** *n* /'ɪndeks/ індекс; показник
- individual** *adj* /'ɪndɪvɪdʒuəl/ індивід
- insight** *n* /'ɪnsaɪt/ прозорливість, інтуїція, розуміння
- instead of** *prep* /ɪn'sted əv/ замість
- interact** *v* /,ɪntər'ækt/ взаємодіяти
- international news agency** *n* /,ɪntə'næʃənəl nju:z 'eɪdʒənsi/ міжнародне агентство новин
- interval** *n* /'ɪntəvəl/ 1) проміжок, інтервал; 2) відстань
- at intervals** *n* /ət 'ɪntəvəlz/ час від часу
- interview** *n* /'ɪntəvju:/ 1) інтерв'ю; 2) зустріч, побачення, бесіда
- invention** *n* /ɪn'venʃən/ винахід
- investment** *n* /ɪn'vestmənt/ інвестиція
- investment fund** /ɪn'vestmənt 'fʌnd/ інвестиційний фонд
- invite** *v* /ɪn'vaɪt/ запрошувати; просити
- issue** *n* /'ɪʃu:/ проблема, видання, номер (газети, журналу)
- item** *n* /'aɪtəm/ стаття, пункт, газетна замітка
- journal** *n* /'dʒɜ:nl/ журнал
- journalist** *n* /'dʒɜ:nəlɪst/ журналіст; працівник газети (журналу)
- junior** *adj* /'dʒu:nɪə/ молодший
- keep smb. informed** *phr* /'ki:p ɪn'fɔ:md/ тримати когось у курсі справи
- keep up with** *phr* /kɪp ʌp wɪð/ не відставати, триматися нарівні з
- keynote** *n* /'ki:nəʊt/ головна думка
- laptop** *n* /'læptɒp/ ноутбук, портативний комп'ютер
- lately** *adv* /'leɪtli/ нещодавно; останнім часом
- layout** *n* /'leɪaʊt/ макет (книги, газети і т.п.)
- leading** *adj* /'li:dɪŋ/ провідний; керівний; передовий; видатний
- leisure** *n* /'leɪʒə/ дозвілля
- line** *n* /laɪn/ лінія, риска, штрих
- list** *v, n* /lɪst/ заносити до списку; скласти перелік, список
- local** *adj* /'ləʊkəl/ місцевий, районний
- locate** *v* /'ləʊkeɪt/ визначити місцезнаходження (розташування)
- logo** *n* /'ləʊɡəʊ/ логотип
- magazine** *n* /'mæɡə'zi:n/ журнал
- mainly** *adv* /'meɪnli/ головним чином; здебільшого, переважно
- management** *n* /'mænɪdʒmənt/ управління; керівництво; завідування; менеджмент
- market** *n* /'mɑ:kɪt/ ринок; базар
- mass media** *n* /,mæs'mi:diə/ засоби масової інформації
- mean** *v* /mi:n/ означати, мати значення
- meaning** *n* /'mi:niŋ/ значення
- means** *n* /mi:nz/ засіб, засоби
- mobile phone** *n* /'məʊbaɪl 'fəʊn/ мобільний телефон
- motto** *n* /'mɒ:təʊ/ девіз
- movable** *adj* /'mu:vəbəl/ пересувний, переносний; портативний
- move** *v* /mu:v/ рухати(ся); пересувати(ся)
- nanny** *n* /'næni/ няня
- narrow** *adj* /'nærəʊ/ 1) вузький; 2) тісний; обмежений; скрутний
- navigate** *v* /'nævɪɡeɪt/ 1) подорожувати сторінками; 2) плавати (судном); 2) літати (літаком);

nearly *adv* /'ni:li/ майже, приблизно
negative *adj* /'negətɪv/ негативний;
 заперечний; від'ємний
news *n* /nju:z/ новина, новини, звістка, вісті
news agency *n* /'nju:z, eɪdʒənsi/ агентство новин
news story *n* /'nju:z, stɔ:ri/ стаття про новини
newsgathering *n* /'nju:zgæðərɪŋ/ збір новин
newsletter *n* /'nju:zletə/ бюлетень
newspaper *n* /'nju:s,peɪpə/ газета
newsprint *n* /'nju:z,prɪnt/ газетний папір
newsstand *n* /'nju:zstænd/ газетний кіоск
newsworthy *adj* /'nju:z'wɜ:ði/ гідний висвітлення у пресі
nomination *n* /nɒmɪ'neɪʃən/ номінація
notebook *n* /'nəʊtbʊk/ записна книжка, записник; зошит
notice *n* /'nəʊtɪs/ сповіщення, повідомлення, попередження
number *n* /'nʌmbə/ число, кількість
object *n* /'ɒbdʒəkt/ предмет, річ
occasional *adj* /ə'keɪʒənəl/ випадковий; рідкісний
offer *n, v* /'ɒfə/ 1) пропозиція; 2) пропонувати
on-hand *adv* /'ɒnhænd/ під рукою
opportunity *n* /,ɒpə'tju:nɪti/ слушна нагода; сприятлива можливість
originally *adv* /ə'rɪdʒɪnəli/ 1) спочатку; 2) за походженням; 3) оригінально
owe *v* /əʊ/ бути зобов'язаним, завдячувати
own *v* /əʊn/ володіти; мати
page *n* /reɪdʒ/ сторінка

paper *n* /'peɪpə/ 1) папір; 2) газета
paragraph *n* /'pærəgrɑ:f/ абзац
penny *n* /'peni/ пенні, пенс (*грошо-ва одиниця у Великій Британії*)
photo *n* /'fəʊtəʊ/ фотографія, знімок
photocopy *n* /'fəʊtəʊ,kɒpi/ фотокопія
pioneer *n* /,praɪə'nɪə/ 1) піонер, першовідкривач; 2) ініціатор; новатор
planned *adj* /'plænd/ плановий; планований; планомірний
podcast *n* /'pɒdkɑ:st/ «подкастинг» (*автоматизований збір MP-3 аудіофайлів із сайтів*)
policy *n* /'pɒlə'si/ політика
politician *n* /,pɒlə'tɪʃən/ політик; державний діяч
politics *n* /'pɒlə'tɪks/ політика; політичне життя
popular *adj* /'pɒpjələ/ популярний
positive *adj* /'pɒzɪ'tɪv/ позитивний
possible *adj* /'pɒsə'bəl/ можливий, імовірний
post *v* /pəʊst/ вивішувати, розклеювати
pre-recorded *adj* /,pri:ɪ'kɔ:dɪd/ записаний раніше
present *v* /prə'zent/ подавати, представляти
press *n* /pres/ преса
pressure *n* /'presʃə/ тиск
previous *adj* /'pri:vɪəs/ попередній
principle *n* /'prɪnsɪpəl/ принцип; правило; закон
print *n* /prɪnt/ 1) відбиток, слід; 2) шрифт, друк; 3) друкування
professional printing *n* /prə'feʃənəl 'prɪntɪŋ/ професійне друкування
programme *n* /'prɒɡræm/ програма, вистава, спектакль

promotion *n* /prə'məʊʃən/ просування, сприяння
proofreading *n* /pru:f'ri:diŋ/ читка коректури
provide *v* /prə'vaɪd/ постачати; забезпечувати
provider *n* /prə'vaɪdə/ провайдер послуг (*фірма, яка надає послуги доступу до телекомунікаційної мережі, наприклад, Інтернет*)
provisional press bureau *n* /prə'vɪʒənəl/ тимчасове прес-агентство
pub *n* /rʌb/ паб; шинок, пивна
public *adj* /'rʌblɪk/ громадський; державний
publication *n* /,rʌblɪ'keɪʃən/ публікація
publish *v* /'rʌblɪʃ/ 1) оприлюднювати, оголошувати; 2) опублікувати, видавати
publishing *n* /'rʌblɪʃɪŋ/ публікація; видавнича справа
punctuation *n* /,pʌŋktʃu'eɪʃən/ пунктуація
quality *n* /'kwɒlətɪ/ якість; сорт, ґатунок
quiz *n* /kwɪz/ серія запитань; опитування; вікторина
quotation *n* /kwəʊ'teɪʃən/ 1) цитата; 2) цитування
radio *n* /reɪdɪəʊ/ радіо
raincoat *n* /'reɪnkəʊt/ дощовик, плащ
range *n* /reɪnɪʃ/ коло, діапазон
ratio *n* /'reɪʃəʊ/ відношення, пропорція; коефіцієнт; співвідношення
real-life *adj* /'ri:əllaɪf/ реальний, життєвий
reason *n* /'ri:zən/ причина, привід, підстава

recipe *n* /'resɪpi/ 1) рецепт; 2) засіб; спосіб
recommendation *n* /,rekəmen'deɪʃən/ рекомендація; порада
recording *n* /rɪ:'kɔ:diŋ/ 1) запис; 2) той, що реєструє (записує)
reel *v, n* /'ri:l/ 1) (**in, up**) намотувати на котушку; 2) котушка
reflect *v* /rɪ'flekt/ відображати, зображувати
refuge *n* /refju:ʃ/ притулок, сховище
related *adj* /rɪ'leɪtɪd/ зв'язаний, споріднений
relevant *adj* /'relɪvənt/ доречний; що стосується справи
rely on *v* /rɪ'laɪ/ покладатися, довіряти
remain *v* /rɪ'meɪn/ залишатися; перебувати в колишньому стані
reporter *n* /rɪ'pɔ:tə/ репортер
reproduction *n* /,ri:prə'dʌkʃən/ 1) відтворення, поновлення; 2) копія
responsibility *n* /,rɪspɒnsɪ'bɪlɪtɪ/ 1) відповідальність; 2) обов'язок
review *n* /rɪ'vju:/ огляд
royal *adj* /'rɔɪəl/ королівський
section *n* /'sekʃən/ секція; відділ
sense *n* /'sens/ сенс; значення
serious *adj* /'sɪəriəs/ 1) серйозний; 2) важливий
several *adj* /'seərəl/ кілька, декілька
sheet *n* /ʃi:t/ аркуш (паперу); лист (заліза тощо);
side *n* /saɪd/ бік, сторона
site *n* /saɪt/ сайт
size *n* /saɪz/ розмір; об'єм, обсяг; величина
soap opera *phr* /'səʊp/ мильна опера
sound *n* /saʊnd/ звук; шум
source *n* /sɔ:s/ джерело

- specific** *adj* /sp^ɪ'sɪfɪk/ специфічний
- specification** *n* /,spesɪfɪ'keɪʃən/ специфікація; деталізація
- speech** *n* /spi:tʃ/ промова, мова, мовлення
- speed up** *phr* /spi:d/ прискорювати
- spelling** *n* /'spelɪŋ/ орфографія, правопис
- staff** *n* /sta:f/ штат службовців; особовий склад; кадри
- station** *n* /'steɪʃən/ 1) місце, пост; 2) пункт; станція
- store** *v* /stɔ:/ зберігати
- storing** *n* /'stɔ:ɪŋ/ сховище
- strategically** *adv* /strə'ti:ʒɪkli/ стратегічно
- striking news** *n* /'straɪkɪŋ/ сенсаційні новини
- studio** *n* /'stju:diəʊ/ студія
- subscriber** *n* /səb'skraɪbə/ передплатник
- success** *n* /sək'ses/ успіх
- successful** *adj* /sək'sesfəl/ успішний
- suggestion** *n* /sə'dʒestʃən/ порада, пропозиція
- supplier** *n* /sə'plaɪə/ постачальник
- support** *n* /sə'pɔ:t/ підтримувати, підтримка
- supporting** *adj* /sə'pɔ:ɪŋ/ допоміжний
- tabloid** *n* /'tæblɔɪd/ бульварна газета
- tape** *n* /teɪp/ плівка
- target reader** *phr* /'tɑ:gɪt/ цільовий читач
- tavern** *n* /'tævən/ таверна
- technology** *n* /tek'nɒlədʒi/ технологія
- teenager** *n* /'ti:neɪdʒə/ підліток
- telegraph** *n* /'telɪ'grɑ:f/ телеграф
- teletype** *n* /'telɪtaɪp/ телетайп
- title** *n* /'taɪtl/ заголовок
- touch upon** *phr* /tʌtʃ/ торкатися
- trade paper** *phr* /'treɪd,peɪpə/ галузеве видання (періодичне видання, присвячене певній галузі економіки)
- trade** *n, v* /treɪd/ 1) торгівля, ремесло; 2) торгувати
- traditionally** *adv* /trə'dɪʃənəli/ за традицією
- tremendous** *adj* /trɪ'mendəs/ приголомшливий
- true-to-life** *adj* /'tru:tə'laɪf/ правдивий
- truth** *n* /tru:θ/ правда
- TV guide** *phr* /ti:'vi:'gaɪd/ телепрограма
- type** *v* /taɪp/ друкувати на машинці
- typewritten** *adj* /'taɪp,rɪtɪn/ машинописний, надрукований на машинці
- uniqueness** *n* /ju:'ni:knis/ унікальність
- up-to-date** *adj* /'ʌptədeɪt/ сучасний; найновіший; той, що відповідає сучасним вимогам
- US based** *adj* /'ju:'æs,beɪzd/ розташований у Сполучених Штатах Америки
- vessel** *n* /'vesəl/ судно
- via** *prep* /'vaɪə/ через
- view** *n* /vju:/ погляд
- vital** *adj* /'vaɪtl/ життєвий; життєво важливий
- vote** *v* /vəʊt/ голосувати
- website** *n* /'websaɪt/ сайт Інтернету
- weekly** *adv* /'wi:kli/ щотижня, раз на тиждень
- well-informed** *adj* /'welɪn,fɔ:md/ добре обізнаний
- well-known** *adj* /'wel,nəʊn/ відомий, популярний, славетний

well-written *adj* /'wel,rɪtn/ добре написаний
wide *adj* /waɪd/ широкий
widely *adv* /'waɪdli/ широко
wind *v* /waɪnd/ заводити
word puzzle *n* /,wɜ:d 'pʌzl/ головоломка
word processor *n* /,wɜ:d 'prəʊsesə/ текстовий процесор
World Trade *n* /'wɜ:ld treɪd/ світова торгівля
worldwide *adj* /,wɜ:ld'waɪd/ світовий

Unit 2. School Life

ability *n* /ə'bilɪti/ здібність
academic *adj* /,ækə'demɪk/ академічний
achievement *n* /ə'tʃi:vmənt/ досягнення
administrator *n* /əd'mɪnɪ'streɪtə/ адміністратор
advisor *n* /əd'vaɪzə/ порадник
announcement *n* /ə'naʊnsmənt/ оголошення
applicant *n* /'æplɪkənt/ абітурієнт
apply (to) *v* /ə'plai/ подавати заяву (до)
as soon as *conj* /əz 'su:n,əz/ як тільки
assessment test *n* /ə'sesmənt ,test/ тематичний тест
at-risk student *phr* /'stju:dənt/ складний учень
attendance *n* /ə'tendəns/ відвідування
basic school *n* /'beɪsɪk/ основна школа (5–9 класи в Україні)
basis *n* /'beɪsɪs/ основа, база
bill *n* /bɪl/ рахунок
boarding school *n* /'bɔ:ɪŋ ,sku:l/ школа-інтернат, в якому учні проживають протягом семестру

borrow *v* /'bɒrəʊ/ брати у тимчасове користування, позичати
bulletin board *n* /'bʊlətɪn bɔ:d/ дошка об'яв
carry out *phr* /'kæri aʊt/ проводити
cash *n* /kæʃ/ гроші, готівка
certificate *n* /sə'tɪfɪkət/ сертифікат
championship *n* /'tʃæmpɪənʃɪp/ чемпіонат
cheat *v* /tʃi:t/ списувати
check *v* /tʃek/ перевіряти
chore *n* /tʃɔ:/ обов'язок
coach *n* /kəʊtʃ/ тренер
combine *v* /kəm'baɪn/ поєднувати
competitive *adj* /kəm'petɪtɪv/ конкурентний
complicated *adj* /'kɒmpləkətɪd/ складний
compound *adj* /'kɒmpaʊnd/ складний
comprehensive school *n* /,kɒmpri'hensɪv/ загальноосвітня школа у Великій Британії (для дітей 11–16 років)
compulsory *adj* /kəm'pʌlsəri/ обов'язковий
conjunction *n* /kən'dʒʌŋkʃən/ сполучник (філол. частина мови)
cope with smth *v* /kɔ:p/ справлятися
couple *n* /'kʌpəl/ пара, подружжя; парні предмети
creativity *n* /,kri:etɪvɪti/ творчість
dance record *n* /dɑ:ns 'rekɔ:d/ досягнення у танцях
debate *v* /dɪ'beɪt/ дискутувати, сперечатися
distinctive *adj* /dɪ'stɪŋktɪv/ визначний
earn *v* /z:n/ заробляти
elective course *phr* /ɪ'lektɪv ,kɔ:s/ факультатив, курс за вибором
elementary school /,ə'lɪməntəri/ початкова школа (в Україні)

- encyclopedia** *n* /ɪnˌsaɪkləpiːdiə/ енциклопедія
- enrich** *v* /ɪnˈrɪtʃ/ збагачувати
- enter** *v* /ˈentə/ вступати
- equipment** *n* /ɪˈkwɪpmənt/ обладнання
- essay** *n* /ˈeseɪ/ есе
- essential** *adj* /ɪˈsenʃəl/ необхідний
- expenses** *n* /ɪkˈspensɪz/ витрати
- experience** *n* /ɪkˈspɪəriəns/ досвід
- extra curricular** *adj* /ˌekstrəkəˈrɪkjələ/ позаурочний
- facilities** *n* /fəˈsɪlɪtiz/ зручності
- fee** *n* /fiː/ плата
- flexible** *adj* /ˈfleksɪbəl/ гнучкий, поступливий
- follow** *v* /ˈfɒləʊ/ наслідувати, успадковувати
- footstep** *n* /ˈfʊtstep/ крок
- for the sake of** *phr* /fə ðə seɪk əv/ заради
- foundation stage** *n* /faʊnˈdeɪʃən/ початковий етап навчання
- free** *adj* /friː/ безкоштовний
- friendship** *n* /ˈfrendʃɪp/ дружба
- fundamental** *adj* /ˌfʌndəˈmentəl/ основний
- get on with** /get ɒn wɪð/ миритись, ладити з кимось
- grammar school** *n* /ˈgræmə/ школа з поглибленим вивченням шкільних предметів
- grown-up** *n* /ˈgrəʊnp/ дорослий
- gymnasium** *n* /dʒɪmˈneɪzjəm/ гімназія
- headmaster** *n* /hedˈmɑːstə/ директор
- highly qualified** *adj* /ˈhaɪli ˈkwɒlɪfaɪd/ висококваліфікований
- Home Economics** *n* /həʊm ˌekəˈnɒmɪks/ домоведення (*шкільний предмет у Великій Британії*)
- humanitarian** *adj* /hjuːˈmænɪˈteəriən/ гуманітарний
- humanities** *n* /hjuːˈmænɪtiz/ гуманітарні предмети
- immediately** *adv* /ɪˈmiːdiətli/ негайно
- improve** *v* /ɪmˈpruːv/ покращити
- independent school** *adj* /ɪndɪˈpendənt ˌskuːl/ школа, яка фінансується приватними організаціями
- infant school** *n* /ˈɪnfənt ˌskuːl/ початкова школа (*для дітей віком 7–8 років*)
- Information Technology** *n* /ɪnfəˈmeɪʃən tekˈnɒlədʒi/ інформатика (*шкільний предмет*)
- intelligent** *adj* /ɪnˈtelɪdʒənt/ розумний
- junior school** *n* /ˈdʒuːniə ˌskuːl/ середня школа
- key stage 1** *phr* /ˈkiːsteɪdʒˈwɛn/ 1-й етап навчання в середній школі
- kindergarten** *n* /ˈkɪndəɡɑːtən/ дитячий садок
- knowledge** *n* /ˈnɒlɪdʒ/ знання
- language school** *n* /ˈlæŋɡwɪdʒ/ спеціалізована школа з поглибленим вивченням іноземної мови
- leadership** *n* /ˈliːdəʃɪp/ лідерство
- life skills** *phr* /ˌlaɪf ˈskɪlz/ практичний життєвий досвід
- lyceum** *n* /laɪˈsiːəm/ лицей
- membership** *n* /ˈmembəʃɪp/ членство (у гуртках, секціях тощо)
- mother tongue** *n* /ˌmʌðə ˈtʌŋ/ рідна мова
- motivate** *v* /ˈmɒtɪveɪt/ мотивувати
- Nature Study** *n* /ˈneɪtʃə ˈstʌdi/ природознавство
- nevertheless** *adv* /ˌnəvəðəˈles/ проте, незважаючи на
- non-selective** *adj* /ˌnɒnsɪˈlektɪv/ невибірковий
- nursery school** *n* /ˈnɜːsəri/ дитячий садочок

observation *n* /'ɒbzə'veɪʃən/ спостереження

pay *v* /peɪ/ платити

physical conditions *phr* /'fɪzɪkəl/ фізичний стан

pilot *adj, v* /'paɪlət/ 1) пробний, експериментальний; 2) пілотувати, експериментувати

preparatory (prep) school *n* /prɪ'pærətəri ,sku:l/ приватна початкова школа (для дітей віком 5–13 років)

pre-school education *n* /'pri:sku:l ədʒu:'keɪʃən/ дошкільна освіта (для дітей до 5 років)

previous *adj* /'pri:vɪəs/ попередній

primary education *n* /'praɪməri/ початкова школа (для дітей віком 5–11 років)

program (me) *n* /'prɒɡræm/ програма

psychologist *n* /saɪ'kɒlədʒɪst/ психолог

public school *n* /'pʌblɪk ,sku:l/ приватна школа (у Великій Британії)

qualified *adj* /'kwɒlɪfaɪd/ кваліфікований

receive *v* /rɪ'si:v/ одержувати

reception class *n* /rɪ'sepʃən ,klɑ:s/ підготовчий клас (у Великій Британії)

relationship *n* /rɪ'leɪʃənʃɪp/ стосунки

require *v* /rɪ'kwaɪə/ вимагати

responsibility *n* /rɪ'spɒnsɪ'bɪlɪti/ відповідальність

responsible *adj* /rɪ'spɒnsɪ'bəl/ відповідальний

rubric *n* /ru:'brɪk/ рубрика

run *v* /rʌn/ управляти

sake /seɪk/

for the sake of заради

schedule *n* /'ʃedju:l/ розклад

scheme *n* /ski:m/ схема

schooling *n* /'sku:lɪŋ/ навчання

score *n* /skɔ:/ бал, рахунок

secondary education *n* /'sekəndəri/ середня школа (для дітей віком 11–16 років)

secondary school *n* /'sekəndəri/ загальноосвітня школа

social worker *n* /'səʊʃəl 'wɜ:kə/ соціальний педагог (працівник)

sportsmanship *n* /'spɔ:tsmənʃɪp/ спортивна спритність

stage *n* /steɪdʒ/ етап

standardized test *n* /'stændədaɪzd ,test/ стандартизований тест

stick to smth. *phr* /stɪk tə/ дотримуватись (чогось)

struggle *v* /'strʌɡəl/ боротися

surrounding *adj* /sə'raʊndɪŋ/ навколишній

sympathetic *adj* /sɪmpə'tetɪk/ співчутливий

timetable *n* /'taɪm,teɪbəl/ розклад занять

university *n* /ju:nɪ'vɜ:sɪti/ університет

upper secondary school *n* /'ʌpə 'sekəndəri/ старша школа (10–12 класи в Україні)

vocational *adj* /vəʊ'keɪʃənəl/ професійний

well-equipped *adj* /wel'kwɪpt/ добре обладнаний

well-rounded *adj* /wel'raʊndɪd/ ґрунтовний

Unit 3. Books and Writers

abode *n* /ə'boʊd/ житло

access *n* /'ækses/ доступ

admit *v* /əd'mɪt/ визнавати

- adapt** *v* /ə'dæpt/ адаптувати
- annotation** *n* /,ænə'teɪʃən/ анотація
- apprentice** *v* /ə'prentɪs/ стати учнем майстра
- artistic** *adj* /ɑ:'tɪstɪk/ художній
- artistic taste** *phr* /ɑ:'tɪstɪk teɪst/ художній смак
- attention** *n* /ə'tenʃən/ увага
- average** *adj* /'ævərɪdʒ/ середній
- bark** *n* /bɑ:k/ кора
- bellow** *v* /'beləʊ/ ревіти
- bend** *v* /bend/ нахилиятися
- biography** *n* /baɪ'ɒɡrəfi/ біографія
- birch** *n* /bɜ:tʃ/ береза
- borrow** *v* /'bɒrəʊ/ брати у тимчасове користування, позичати
- bother** *v* /'bɒðə/ турбувати
- breathtaking** *adj* /'breɪtʃeɪkɪŋ/ захоплюючий
- broaden** *v* /'brɔ:dn/ розширювати
- bunch** *n* /bʌntʃ/ в'язка, жмут
- canoe** *n* /kə'nu:/ каное
- capitalize on smth.** *phr* /'kæpɪ'taɪz/ мати вигоду з чогось
- carve** *v* /kɑ:v/ вирізьблювати
- chairman** *n* /'tʃeətmən/ голова, керівник
- chapter** *n* /'tʃæptə/ розділ
- character** *n* /'kæktər/ літературний герой
- chase** *v* /tʃeɪs/ переслідувати, полювати
- chew** *v* /tʃu:/ жувати
- chop up** *v* /'tʃɒp/ рубати, зрубувати
- clay tablet** *phr* /kleɪ 'tæblɪt/ глиняна табличка, клинопис
- collection of poems** *phr* /kə'lekʃən/ збірка віршів
- competitive market** *phr* /kəm'petɪtɪv 'mɑ:kɪt/ конкурентний ринок
- contain** *v* /kən'teɪn/ містити
- contents** *n* /'kɒntents/ зміст
- counter** *n* /'kaʊntə/ прилавок, полиця
- craze** *v* /kreɪz/ зводити з розуму, божеволіти
- creak** *v* /kri:k/ скрипіти
- decline** *v* /dɪ'klaɪn/ знижуватися
- department** *n* /dɪ'pɑ:tmənt/ відділ
- determination** *n* /dɪ,tɜ:mɪ'neɪʃən/ стремління, рішучість, визначення
- develop** *v* /dɪ'veləp/ розвивати
- digest** *v* /daɪ'dʒest/ перетравлювати (про їжу), усвідомлювати (про інформацію)
- dip down** *phr* /dɪp daʊn/ занурювати, спускати, нахилити
- Direct Speech** *n* /dɪ'rekt 'spri:tʃ/ пряма мова (філолог. термін)
- display** *v* /dɪ'spleɪ/ демонструвати
- enchancing** *adj* /ɪn'tʃɑ:ntɪŋ/ чарівний
- episode** *n* /'epɪsəʊd/ епізод
- epoch** *n* /'i:pɒk/ епоха
- establish** *v* /ɪ'stæblɪʃ/ встановлювати
- fabulous** *adj* /'fæbjʊləs/ дивовижний, казковий
- farewell** *n, int* /,feə'wel/ 1) прощання; 2) прощайте
- fertile** *adj* /'fɜ:taɪl/ родючий
- fiction** *n* /'fɪkʃən/ художня література
- flood** *n* /flʌd/ повінь
- focus on smth.** *v* /'fəʊkəsən/ зосереджуватися на чомусь
- foe** *n* /fəʊ/ ворог
- founder** *n* /'faʊndə/ засновник
- freedom** *n* /'fri:dəm/ воля
- genre** *n* /'ʒɒnrə/ жанр
- give information** *phr* /gɪv,ɪnfə'meɪʃən/ інформувати, надавати інформацію
- glade** *n* /gleɪd/ галявина
- grave** *n* /grev/ могила

habit *n* /'hæbɪt/ звичка
harvesting *n* /'hɑ:vɪstɪŋ/ врожай
harvest *v* /'hɑ:vɪst/ збирати врожай
honour *v* /'hɒnə/ шанувати, поважати
howl *v* /haʊl/ вити, завивати
identify *v* /aɪ'dentɪfaɪ/ ідентифікувати
ink *n* /ɪŋk/ чорнило
inspired *adj* /ɪn'spaɪəd/ натхненний
interlibrary exchange *phr* /,ɪntə'laɪbrəri ɪks'tʃeɪndʒ/ міжбібліотечний обмін
keep track of *phr* /'ki:p træk ɒv/ стежити
literary activity *phr* /'lɪtərəri æk'tɪvɪti/ літературна діяльність
log *n* /lɒg/ колода
long-term *adj* /,lɒŋ'tɜ:m/ довготривалий
lyricist *n* /'lɪrɪsɪst/ лірик
magical *adj* /'mædʒɪkəl/ магічний
magnificent *adj* /mæɡ'nɪfɪsənt/ дивовижний
make dog's ears *phr* /'menk 'dɒgz 'iəz/ загинати сторінки у книжках
manual *n* /'mænjuəl/ інструкція, порядок використання чогось
margin *n* /'mɑ:dʒɪn/ поле (книжки, зошита тощо)
marine career *phr* /'məri:n kə'riə/ кар'єра мореплавця
melt *v* /melt/ танути
misery *n* /'mɪzəri/ злидні, страждання
mound *n* /maʊnd/ насип
multimedia hall *phr* /,mʌltɪ'mi:diə hɔ:l/ мультимедійна зала
mystery *n* /'mɪstəri/ таємниця
navigator *n* /'nævɪɡeɪtə/ мореплавець
non-fiction *n* /,nɒn'fɪkʃən/ документальна література

numerous *adj* /'nju:mərəs/ багаточисельний
occasion *n* /ə'keɪzən/ випадок, подія
order *v* /'ɔ:də/ замовляти
orphan *v, n* /'ɔ:fən/ 1) осиротіти; 2) сирота
outlook *n* /'aʊtlʊk/ кругозір
owl *n* /aʊl/ сова
paper mill *n* /'peɪpə 'mɪl/ паперово-картонний комбінат
peek out *phr* /pi:k aʊt/ визирати, виглянути
phenomenal *adj* /fɪ'nɒmɪnəl/ феноменальний, надзвичайний
plain *n* /pleɪn/ рівнина
play *n* /pleɪ/ п'єса
plot *n* /plɒt/ сюжет
plunge *v, n* /plʌndʒ/ 1) поринати; 2) занурення
poem *n* /'pəʊm/ поезія, віршований твір
possibly *adv* /'pɒsəbli/ можливо
poverty *n* /'pɒvəti/ бідність
precentor *n* /pri'sentə/ регент
pray *v* /preɪ/ молитися
proclaim *v* /prə'kleɪm/ проголошувати
promote *v* /prə'məʊt/ сприяти, допомагати
provide smb. with smth. *phr* /prə'vaɪd/ забезпечувати когось чимось
provincial *adj* /prə'vɪnʃəl/ провінціальний
pulp *n* /'pʌlp/ м'яка безформена маса
rare *adj* /reə/ рідкісний
rave *v* /reɪv/ марити, говорити з захопленням
reading room *n* /'ri:diŋ ru:m/ читальна зала
recommend *v* /,rekə'mend/ рекомендувати

- reference book** *n* /'refərəns 'buk/ довідник
- reflect the real life** *phr* /rɪ'flekt/ відтворювати реальне життя
- registration desk** *n* /,redʒɪ'streɪʃən desk/ стіл реєстрації
- remove** *v* /rɪ'mu:v/ видаляти
- Reported Speech** *n* /rɪ'pɔ:tɪd 'spi:tʃ/ непряма мова (філолог. термін)
- review** *n* /rɪ'vju:/ огляд, рецензія
- revise** *v* /rɪ'vaɪz/ виправляти, перевіряти
- Romantic Movement** *n* /rəʊ'mæntɪk 'mu:vmənt/ романтизм (літерат. напрям)
- rouble** *n* /'ru:bəl/ рубль (грошова од. в Росії)
- runes** *n* /ru:nz/ руни
- serf** *n* /'sɜ:f/ кріпак
- scenic** *adj* /'si:nɪk/ мальовничий
- science fiction** *n* /'saɪəns 'fɪkʃən/ наукова фантастика
- scribe** *n* /skraɪb/ писар
- scroll** *n* /skrɔ:l/ рулон, свиток
- sew** *v* /səʊ/ зшивати
- shepherd** *n* /'ʃepəd/ пастух
- short story** *n* /'ʃɔ:t 'stɔ:ri/ оповідання (літерат. жанр)
- sign up** *phr* /saɪn 'ʌp/ записатися
- spell** *n* /spel/ закляття
- sponsor** *v, n* /'spɒnsə/ 1) виступати спонсором; 2) спонсор
- stack** *n* /stæk/ купа
- stamp** *n, v* /stæmp/ 1) штамп; 2) штампувати
- steward** *n* /'stju:əd/ управитель
- storehouse** *n* /'stɔ:haʊs/ склад, комода
- strath** *n* /'stræθ/ широка гірська долина з рікою
- stripe** *n* /straɪp/ смуга
- substitute** *n* /'sʌbstɪtju:t/ заступник, замісник
- survive** *v* /sə'vaɪv/ вижити
- swallow** *v* /'swɒləʊ/ ковтати
- tell smb.** /tel/ говорити комусь
- temple** *n* /'tempəl/ храм
- testament** *n* /'testəmənt/ заповіт
- thoroughly** *adv* /'θɔ:ɡəli/ ретельно
- thrilled** *adv* /θrɪld/ схвилюваний
- thriller** *n* /'θrɪlə/ трилер
- to-infinitive** *n* /ɪn'fɪnɪtɪv/ інфінітив з часткою *to*
- tip up** *phr* /tɪp ʌp/ перевертати
- tomb** *n* /tu:m/ могила
- torrent** *n* /'tɔ:rənt/ потік
- trend** *v* /trend/ відхилитися
- trial** *n* /'traɪəl/ суд, судовий розгляд, випробування
- twine** *n* /twaɪn/ мотузка
- twist** *n* /twɪn/ поворот (сюжету)
- typing** *n* /'taɪpɪŋ/ машинопис
- tyrant** *n* /'taɪərənt/ тиран, деспот
- unfortunately** *adv* /ʌn'fɔ:tʃənətli/ на жаль
- valour** *n* /'vælə/ героїзм, мужність
- valuable** *adj* /'væljuəbəl/ цінний
- verse** *n* /vɜ:s/ вірш, рима
- volume** *n* /'vɒlju:m/ том
- wander** *v* /'wɒndə/ бродити
- warning** *n* /'wɔ:niŋ/ попередження
- willow** *n* /'wɪləʊ/ верба
- whisper** *n* /'wɪspə/ шепіт
- woodcutter** *n* /,wʊd'kʌtə/ лісоруб

Unit 4. Listening to Music

- accompany** *v* /ə'kʌmpəni/ супроводжувати
- accordion** *n* /ə'kɔ:diən/ акордеон
- amplify** *v* /'æmpɪfaɪ/ збільшувати, посилювати

ancestor *n* /'ænsəstə/ предок
anonymously *adv* /ə'nonɪməsli/ анонімно
antique *adj, n* /,æp'ti:k/ 1) античність; 2) античний
arise *v* /ə'raɪz/ виникати, з'являтися
auditorium *n* /,ɔ:dɪ'tɔ:riəm/ аудиторія
audience *n* /'ɔ:diəns/ публіка
background *n* /'bækgraʊnd/ фон
bagpipes *n* /'bægrəɪps/ волинка
bandura *n* бандура
be at the top of the world *phr* бути найкращим
beat *n* /bi:t/ бити, вдаряти
bother *v* /'bɒðə/ турбувати
bow *v* /baʊ/ кланятися
cello *n* /'tʃeləʊ/ віолончель
choppy *adj* /'tʃɒpi/ неспокійний
choral *adj* /'kɔ:rəl/ хоровий
contemporary *adj* /kən'tempərəri/ сучасний
chirpy *adj* /'tʃɜ:pi/ жвавий, веселий
disappointing *adj* /,dɪsə'pɔɪntɪŋ/ розчаровуючий
distinguished *adj* /dɪ'stɪŋgwɪʃt/ видатний
double bass *n* /'dʌbəl beɪs/ контрабас
drum *n* /drʌm/ барабан
enchanted *adj* /ɪn'tʃɑ:n'tɪd/ чарівний
enjoyable *adj* /ɪn'dʒɔɪəbəl/ приємний, втілений
eternal *adj* /ɪ'tɜ:nəl/ вічний
expect *v* /ɪk'spekt/ очікувати
flute *n* /flu:t/ флейта
former *adj* /'fɔ:mə/ колишній
French horn *n* /,fren:tʃ'hɔ:n/ валторна
generation *n* /,dʒenə'reɪʃən/ покоління
gifted *adj* /'gɪftɪd/ талановитий
guitar *n* /gɪ'tɑ:/ гітара
harm *n* /hɑ:m/ шкода

honeybee *n* /'hʌnɪbi:/ медоносна бджола
host *n* /həʊst/ ведучий
impressionable *adj* /ɪm'preʃənəbəl/ вразливий
inch *n* /ɪntʃ/ дюйм
keyboard *n* /'ki:bɔ:d/ клавіатура
kobza *n* кобза
lead *n* /li:d/ соліст (у хорі)
lighting *n* /'laɪtɪŋ/ освітлення
inspiration *n* /,ɪnspɪ'reɪʃn/ натхнення
maestro *n* /'maɪstrəʊ/ маестро
masterpiece *n* /'mɑ:stəpi:s/ шедевр
measure *n* /'meʒə/ міра
millennium *n* /mɪ'lenɪəm/ тисячоліття
mixture *n* /'mɪkstʃə/ суміш
moan *v* /məʊn/ стогнати
moody *adj* /'mu:di/ похмурий
murmur *v* /'mɜ:mə/ шепотіти
note *n* /nəʊt/ нота
organ *n* /'ɔ:gən/ орган
pattern *n* /'pætən/ зразок
percussion *n* /pə'kʌʃən/ ударні музикальні інструменти
piano *n* /prɪ'æneʊ/ піаніно
piece of music *n* /'pi:s əv 'mju:zɪk/ музичний твір
plagiarize *v* /'pleɪdʒəraɪz/ готувати плагіат, порушувати закон про авторське право
play a few bars of music *phr* /pleɪ /bə:z/ зіграти декілька акордів
possibility *n* /,pɒsɪ'bɪlɪti/ можливість
power *n* /'paʊə/ сила
prominent *adj* /'prɒmɪnənt/ видатний
raise *v* /reɪz/ підіймати
rattle *v* /rætl/ гуркотіти, торохтіти
refreshment *n* /rɪ'freʃmənt/ відпочинок
requiem *n* /'rekwiəm/ реквієм

rhythm *n* /'rɪðəm/ ритм
royalty *n* /'rɔɪəlti/ королівська родина
saxophone *n* /'sæksəfəʊn/ саксофон
settle in *phr* /'setl,ɪn/ оселитися в
shiver *v* /'ʃɪvə/ тремтіти
sketch-book *n* /'sketʃbʊk/ альбом для замальовок (нарисів)
slave *n* /sleɪv/ раб
soul *n* /'səʊl/ душа
spectacular *adj* /spek'tækjʊlə/ живописний
splendid *adj* /'splendɪd/ блискучий
static *adj* /'stætɪk/ статичний
string *n* /strɪŋ/ струна
strum *v* /strʌm/ грати на трубі
superb *adj* /sju:'pɜ:b/ чудовий
surge *v* /sɜ:ʒ/ хвилюватися, здійма-тися
symphony *n* /'sɪmfəni/ симфонія
tap out *phr* /tæp/ вистукувати
thoughtful *adj* /'θɔ:tfəl/ замислений
tremendous *adj* /trɪ'mendəs/ величезний, чудовий
triangle *n* /'traɪæŋɡəl/ трикутник
tube *n* /tju:b/ труба
tune *n* /tju:n/ мелодія
universal *adj* /ju:nɪ'vɜ:səl/ всевітній, універсальний
via *prep* /'vaɪə/ через, засобами
violin *n* /,vaɪə'li:n/ скрипка
vocal *adj* /'vəʊkəl/ вокальний
waltz *n* /wɔ:ls/ вальс
wind *adj* /wɪnd/ духовий
windowpane *n* /'wɪndəʊpeɪn/ віконне скло
wind instrument *phr* /wɪnd ,ɪnstrʊmənt/ духовий інструмент
xylophone *n* /'zaɪləfəʊn/ ксилофон

Unit 5. Countries, People, Lifestyle: the UK and Ukraine

abroad *adv* /ə'brɔ:d/ за кордоном
accompany *v* /ə'kʌmpəni/ супроводжувати
activity *n* /æk'tɪvɪti/ діяльність
adverb *n* /'ædvɜ:b/ прислівник
affect *v* /ə'fekt/ впливати
although *conj* /ɔ:l'dəʊ/ хоча
amount *n* /ə'maʊnt/ кількість
area *n* /'eəriə/ площа
artist *n* /'ɑ:tɪst/ художник, митець
atmosphere *n* /'ætməsfiə/ атмосфера
attain *v* /ə'teɪn/ досягати
average *adj* /'ævərɪdʒ/ середній
awful *adj* /'ɔ:fəl/ жахливий
backbone *n* /'bækbəʊn/ хребет
barrier *n* /'bæriə/ бар'єр
be engaged *phr* /bi ɪn'geɪdʒd/ бути зарученим
be keen on *phr* /bi 'ki:n ɒn/ мати пристрасть до чогось
bird-watching *n* /'bɜ:dwɒtʃɪŋ/ спостереження за птахами
boating *n* /'bəʊtɪŋ/ веслування
boiling hot *adj* /'bɔɪlɪŋ ,hɒt/ надзвичайно жаркий
border *n* /'bɔ:də/ межа, кордон
border on *phr* /'bɔ:də/ межувати
camping *n* /'kæmpɪŋ/ життя в таборі
canyon *n* /'kænjən/ каньйон
century *n* /'sentʃəri/ століття
change *v* /tʃeɪndʒ/ змінюватися
characterize *v* /'kæɪrɪktəraɪz/ характеризувати
chat *v* /tʃæt/ спілкуватися
chemical(s) *n* /'kemɪkəl/ хімічні речовини
chronicle *n* /'krɒnɪkəl/ хроніка

cliff *n* /klɪf/ скеля
climate *n* /'klaɪmᵻt/ клімат
coal *n* /kəʊl/ кам'яне вугілля
coast *n* /kəʊst/ узбережжя
coastline *n* /'kəʊstlaɪn/ узбережжя
compass *n* /'kʌmpəs/ компас
complaint *n* /kəm'pleɪnt/ скарга
comprise *v* /kəm'praɪz/ об'єднувати
condition *n* /kən'dɪʃən/ умова
confident *adj* /'kɒnfɪd̩ənt/ впевнений
conservative *adj* /'kɒnsə:vətɪv/ консервативний
continent *n* /'kɒntɪn̩ənt/ континент
cossock *n* /'kɒsək/ козак
countryside *n* /'kʌntrɪsaɪd/ приміська зона
craft *n* /krɑ:ft/ ремесло
crazy *adj* /'kreɪzi/ божевільний
crop *n* /krɒp/ врожай
crossroads *n* /'krɒsrəʊdz/ перехрестя
daffodil *n* /'dæfədɪl/ нарцис
dandelion *n* /'dænd̩l̩aɪən/ кульбаба
definition *n* /,defɪn̩ɪʃən/ значення, визначення
determined *adj* /dɪ'tɜ:m̩d̩/ цілеспрямований
direction *n* /dɪ'rekʃən/ напрям
distinctly *adv* /dɪ'stɪŋktli/ чітко, відрізно
division *n* /dɪ'vɪʒən/ поділ
DIY *n* /,di:ə'waɪ/ зроби сам
dragon *n* /'dræɡən/ дракон
economy *n* /'i:kə'nəmi/ економіка
e-mail *n, v* /'i:meɪl/ 1) електронний лист; 2) відправляти електронний лист
embroidery *n* /ɪm'brɔɪdəri/ вишивка
enemy *n* /'enəmi/ ворог
entertaining *adj* /,entə'teɪnɪŋ/ розважальний

environment *n* /ɪn'vaɪrənmənt/ навколишнє середовище
evergreen *adj* /'evəɡri:n/ вічнозелений
exciting *adj* /ɪk'saɪtɪŋ/ дивовижний, захоплюючий
exclusively *adv* /ɪk'sklu:svɪli/ винятково
exist *v* /ɪɡ'zɪst/ існувати
experience *n* /ɪk'spɪəriəns/ досвід
extend *v* /ɪk'stend/ простягатися, простиратися
farmland *n* /'fɑ:mlænd/ фермерське угіддя
fault *n* /fɔ:lt/ провина
fauna *n* /'fəʊnə/ фауна, тваринний світ
favourable *adj* /'feɪvərəbəl/ сприятливий
female *n* /'fi:meɪl/ жіночого роду
fishing *n* /'fɪʃɪŋ/ рибальство
flat *adj* /flæt/ плоский, рівнинний
flooding *n* /'flʌdɪŋ/ повінь
flora *n* /'flɔ:rə/ флора, рослинний світ
fly leaf *n* /'flaɪli:f/ форзац
foggy *adv* /'fɒɡi/ туманно
forecast *n* /'fɔ:kɑ:st/ прогноз
forgetful *adj* /'fɔ:ɡetfəl/ забудькуватий
fort *n* /fɔ:t/ форт
fortress *n* /'fɔ:trɪs/ фортеця
freeze *v* /fri:z/ мерзнути, замерзати
fresco *n* /'freskəʊ/ фреска
freshwater *adj* /'frefʃwɔ:tə/ прісноводний
geographical *adj* /,dʒi:ə'græfɪkəl/ географічний
geographical position *phr* /,dʒi:ə'græfɪkəl pə'zɪʃən/ географічне положення
get wet through *phr* /'get 'wet 'θru:/ змокнути до нитки

- go hiking** *phr* /gəʊ 'haɪkɪŋ/ ходити у похід
- government** *n* /'ɡʌvənmənt/ уряд
- grow** *v* /grəʊ/ рости
- harvest** *n* /'hɑ:vɪst/ врожай
- hectare** *n* /'hektɑ:/ гектар
- hedge** *n* /hedʒ/ огорожа
- herb** *n* /hɜ:b/ лікарська рослина
- holidaymaker** *n* /'hɒlɪdeɪmeɪkə/ турист
- horizon** *n* /hə'reɪzən/ горизонт
- hospitable** *adj* /'hɒspɪtəbəl/ гостинний
- icon** *n* /'aɪkɒn/ ікона
- include** *v* /ɪn'klu:d/ включати
- increase** *v* /ɪn'kri:s/ зростати, збільшуватись
- industrial** *adj* /ɪn'dʌstriəl/ промисловий
- influence** *n* /ɪnfluəns/ впливати
- inhabited** *adj* /ɪn'hæbɪtɪd/ заселений
- inland** *adj* /ɪn'lænd/ внутрішній, всередині, в глиб країни
- interior** *n* /ɪn'tɪəriə/ інтер'єр
- Internet café** *n* /ɪntənət 'kæfeɪ/ Інтернет-кафе
- jewellery** *n* /'dʒu:əlri/ прикраса
- joy** *n* /dʒɔɪ/ радість
- kilt** *n* /kɪlt/ кілта (спідниця шотландського горця)
- kingdom** *n* /'kɪŋdəm/ королівство
- land** *n* /lænd/ земля
- landmark** *n* /'lændmɑ:k/ визначне місце
- landscape** *n* /'lændskeɪp/ краєвид
- law** *n* /lɔ:/ закон
- leek** *n* /li:k/ цибуля порей
- liana** *n* /li:'ɑ:nə/ ліана
- life-cycle** *n* /'laɪfsaɪkəl/ життєвий цикл
- lifestyle** *n* /'laɪfstɑɪl/ стиль життя
- lightning** *n* /'laɪtnɪŋ/ блискавка
- location** *n* /ləʊ'keɪʃən/ місцерозташування
- loch** *n* /lɒk/ озеро в Шотландії
- low-rise** *adj* /'ləʊraɪz/ невисокий
- marvellous** *adj* /'mɑ:vələs/ дивовижний
- meteorologist** *n* /,mi:tɪə'ɒlədʒɪst/ метеоролог
- misty** *adj* /'mɪsti/ туманний
- moderately continental** *adj* /'mɒdərɪtli ,kɒntɪ'nəntl/ помірно континентальний
- modify** *v* /'mɒdɪfaɪ/ видозмінювати
- moisture** *n* /'mɔɪstʃə/ вологість
- monastery** *n* /'mɒnəstri/ монастир
- monk** *n* /mɒŋk/ монах
- moorland** *n* /'mʊələnd/ місцевість, поросла вересом
- mosaic** *n* /mɔ:'zeɪk/ мозаїка
- neighbour** *n* /'neɪbə/ сусід
- numerous** *adj* /'nju:mərəs/ багаточисельний
- observe** *v* /əb'zɜ:v/ спостерігати
- oil** *n* /ɔɪl/ нафта
- online** *adv* /'ɒnlaɪn/ у мережі Інтернет
- optimistic** *adj* /'ɒptɪ'mɪstɪk/ оптимістичний
- outdoor** *adj* /aʊt'dɔ:/ на свіжому повітрі
- outstanding** *adj* /aʊt'stændɪŋ/ видатний
- owe** *v* /əʊ/ заборгувати, завдячувати
- particularly** *adv* /pə'tɪkjələli/ особливо
- passionate** *adj* /'pæʃənət/ пристрасний, палкий
- pastime** *n* /'pɑ:stɑɪm/ вільний час
- patron saint** *n* /'peɪtrən 'seɪnt/ святий покровитель
- peak** *n* /pi:k/ вершина

picturesque *adj* /ˈpɪktʃə'resk/ живописний, мальовничий
pleasant *adj* /'plezənt/ приємний
pointed *adj* /'pɔɪntɪd/ гостроверхий
polony *n* полонина
popularity *n* /ˌpɒpjʊ'lærəti/ популярність
population *n* /ˌpɒpjʊ'leɪʃən/ населення
port *n* /pɔ:t/ порт
portrait *n* /'pɔ:trət/ портрет
position *n* /pə'zɪʃən/ положення
pour down *phr* /'pɔ: 'daʊn/ лити (*про дощ*)
prehistoric *adj* /ˌpri:hi'stɔrɪk/ доісторичний
protect *v* /prə'tekt/ захищати
quick-tempered *adj* /kwɪk 'tempəd/ запальний
quite *adj* /kwaɪt/ досить
rainfall *n* /'reɪnfɔ:l/ опади
rainwater *n* /'reɪnwɔ:tə/ дощова вода
range *n* /reɪnʃ/ хребет (*гірський*)
rank *n, v* /ræŋk/ 1) ряд, шеренга; 2) класифікувати, шикувати
recent *adj* /'ri:sənt/ нещодавній
recommendation *n* /ˌrekəmen'deɪʃən/ рекомендація
recreation *n* /ˌrekri'eɪʃən/ відпочинок, розвага
region *n* /'ri:ʃən/ регіон, територія
reproduce *v* /ˌri:prə'dju:s/ відновлювати
reserved *adj* /rɪ'zɜ:vəd/ стриманий, по-тайний
resource *n* /rɪ'zɜ:s/ ресурс
road sign *n* /rəʊd'saɪn/ дорожний знак
rock *n* /rɒk/ скеля
rubbish *n* /'rʌbɪʃ/ сміття
rude *adj* /ru:d/ грубий
ruin *v* /ru:ɪn/ руйнувати

sample *n* /sɑ:mpl̩/ зразок
scenery *n* /'si:nəri/ краєвид
scientist *n* /'saɪəntɪst/ вчений
self-sacrifice *n* /self 'sækrɪfajs/ самопожертва
sensitive *adj* /'sensətɪv/ чутливий
separate *v* /sepə'reɪt/ відокремлювати
settlement *n* /'setlmənt/ поселення
shade *n* /ʃeɪd/ тінь, відтінок
shamrock *n* /'ʃæmɹɒk/ конюшина, трилистик
shy *adj* /ʃaɪ/ сором'язливий
skyline *n* /'skaɪlaɪn/ обрій
Slavonic *adj* /slə'vɒnɪk/ слов'янський
slightly *adv* /'slaitli/ трохи
slippery *adj* /'slɪpəri/ слизький
slope *n* /sləʊp/ схил
soak wet *phr* /səʊk 'wet/ змокнути
sorrow *n* /'sɔrəʊ/ нудьга, сум
speed *n* /spi:d/ швидкість
spread out *phr* /sprɛd aʊt/ поширюватися
status *n* /'steɪtəs/ статус
steep *adj* /sti:p/ крутий
steppe *n* /step/ степ
storm *n* /'stɔ:m/ шторм
stream *n* /stri:m/ струмок, потік
stretch *v* /stretʃ/ простягатися
subtropical *adj* /ˌsʌb'trɒpɪkəl/ субтропічний
suitable *adj* /su:təbəl/ придатний
summit *n* /'sʌmɪt/ 1) вершина; 2) переговори на найвищому рівні
sunshine *n* /'sʌnʃaɪn/ сонячне сяйво
surface *n* /'sɜ:fɪs/ поверхня
take part in *phr* /'teɪk 'pɑ:t ɪn/ брати участь
talented *adj* /'tæləntɪd/ талановитий
temperate *adj* /'tempərət/ помірний
temperature *n* /'tempərətʃə/ температура

- throughout** *adv* /θru:'aʊt/ по всій (території)
- thunderstorm** *n* /'θʌndəstɔ:m/ гроза
- tide** *n* /'taɪd/ прилив
- tone** *n* /təʊn/ відтінок
- thistle** *n* /'θɪsəl/ чортополох
- tourism** *n* /'tuəɪzəm/ туризм
- trade** *n* /'treɪd/ торгівля
- tragedy** *n* /'trædʒədi/ трагедія
- transport** *n* /'trænsɔ:t/ транспорт
- treeless** *adj* /'tri:ləs/ безлісий
- tsymbaly** *n* /tsɪm'bɑ:lɪ/ цимбали
- unlock** *v* /ʌn'lɒk/ відкривати
- variation** *n* /ˌveəri'eɪʃən/ варіація
- various** *adj* /'veəriəs/ різноманітний
- waterfall** *n* /'wɔ:təfɔ:l/ водопад
- wave** *n* /'weɪv/ хвиля
- wealth** *n* /welθ/ багатство
- weather** *n* /'weðə/ погода
- wildlife** *n* /'waɪldlaɪf/ дика природа
- wonderful** *adj* /'wʌndəfəl/ чудовий
- woodland** *n* /'wʊdlənd/ лісиста місцевість

Unit 1. Mass Media: the Press**Lessons 1–2. Ex. 3, pp. 9–10.**

Alex: Hey, Alex! Do you remember that Dan is having a birthday soon. Have you decided on a present for him yet?

Tom: Not yet. I'd like to buy him either a computer game or a CD. What do you think?

Alex: Computer games have developed into a mass form of media lately. Children and teenagers spend hours playing them.

Tom: You know that Dan plans his daily routine carefully. He knows the right balance between work and leisure. He never starts playing computer games until he finishes doing his homework.

Alex: As far as I know, he has a great number of computer games at home. Music is another pair of shoes. You can listen to your favourite tunes during your leisure time. Besides you can listen to music even when you're doing your homework. Let's buy a CD for him.

Tom: Who is his favourite singer?

Alex: Why not to ask Ann?

Tom: OK.

Lessons 6–7. Ex. 7, p. 18.

Ann: I say, Dan! Here is a good choice of magazines for teenagers. I want to choose one for myself.

Dan: Don't you know that we are in a hurry at the moment. You can do that on our way back. Besides you can find all the information you are interested in in the Internet. Don't waste your money on magazines!

Ann: You can't spend hours reading the information on the computer screen but you can read interesting articles in a magazine again and again. I like reading "Cool" and "Cool Girl". There are a lot of photos there and the information about fashion is always up-to-date.

Dan: These editions try to consider teenagers interests. I'll buy "Shpil" then. There are clues to new computer games there.

Ann: As you see there are publications to satisfy everybody's taste.

Dan: You'll make everyone stop and buy something, Ann.

Lesson 10. Ex. 1, p. 23.

In America, several papers were started during the colonial days. The first successful one, *The Boston News-Letter*, began printing in 1704. It was very small – about the size of a sheet of notebook paper with printing on both sides.

An important date in newspaper publishing was 1833. That year, *The New York Sun* became the first penny newspaper. They actually did cost only a penny. The penny newspapers were similar to today's papers: they printed news while it was still new, they were the first to print advertisements and sell papers in newsstands, and penny newspapers were the first to be delivered to homes.

Unit 2. School Life**Lessons 1–2. Ex. 4, p. 35.**

A: Where are you from, Larysa?

B: I am from Kyiv.

A: Ah, Kyiv! That is a very beautiful city on the banks of the Dnipro River. What are you doing here, in Artek?

B: At the moment I am both studying and having a rest. I am the President of the Students' Government in my school, that is why I have a chance to meet other school leaders from all over Ukraine here, in Artek.

A: Tell me, Larysa, what do you think of your school life?

B: It is fantastic. There is always something new to learn every day. We practise our life skills as well as enrich our knowledge about the surrounding world.

A: Are there any things that you don't like about going to school?

B: No, there aren't. I like everything: my friends, teachers, the school building and the activities we have.

A: Enjoy your staying in Artek!

B: Thank you very much.

Lessons 3-4. Ex. 5a, p. 40.

Speaker 1.

My name is Olha Ivanenko. I'm a pupil of the eighth form. I get my education in a secondary school. It is one of the best in our town. The school is situated in a new district. I moved to this school two years ago. There are 300 pupils in our school. Our school is new, so we have all modern facilities: a computer room, a very nice library and two gyms. There is also a school stadium where school sports competitions are held. Unfortunately, we don't have a swimming pool in our districts and those who go in for swimming travel far for their trainings. We follow the regular timetable. So there are six lessons every day. We have two English lessons a week and we also learn German as a second foreign language. After classes we attend school clubs or read books in the library.

Speaker 2.

My name is Taras Klymov. I live in the city and study in the City Humanitarian Gymnasium. Our gymnasium has a long history. It is more than 70 years old and has always been the centre of education in our city. The Gymnasium is situated in the centre of the city, next to a fabulous park. The central building of our gymnasium is rather far from the main road, so it is always quiet and lovely. I want to say that my gymnasium is very popular among the residents. We have wonderful school facilities, as well as a new swimming pool. The classrooms are equipped with televisions, tape-recorders and whiteboards. There is also a big Information Technology Classroom with ten computers and a smart board. We like our lessons there. We study such usual subjects as Algebra, Geometry, Ukrainian, English, etc. and we also have some special courses. We study Law, Economics, Technical Translation and Country Study. We also have more lessons in Ukrainian Language and Literature, so all the pupils have to plan their day carefully if they want to save time for after-classes activities. We attend different sports clubs, the Gymnasium Choir, the Debate Club and others. We can choose a club to our personal interests and taste.

Lessons 7-8. Ex. 6, p. 49.

Tim: My name is Tim Hardy. I live in Manchester, the UK. I am 13 years old. I left primary school two years ago and was transferred to a secondary school at the age of 11. I didn't take any examinations but my school report was sent from the primary school. Now I go to a comprehensive school. This type of school means "all-inclusive". Most children in the UK get their education in comprehensive schools, because they admit pupils with all abilities. I started going to school at the age of 5, so this is my eighth year of studies. In Great Britain it is Key Stage 3. We are taught as an entire group for all of our school subjects.

Unit 3. Books and Writers

Lessons 1-2. Ex. 4, p. 64.

1. An adventure story is an exciting story about a hero who goes on an unusual journey and does new and dangerous things.
2. A science fiction story is about events that take place in the future or in space and it usually describes strange creatures and robots.

3. A drama is a serious and emotional play written for the theatre, television or radio.
4. A mystery is a story about a crime or a strange event that is difficult to explain.
5. A humorous story is a funny story with a happy ending.
6. A biography is the story of a person's life written by another person.

Lessons 5–6. Ex. 2a, p. 70.

The Greeks gave everyone access to books because they loved learning. Their libraries contained scrolls on all subjects ranging from mathematics to myths. They built the most magnificent library in the world in Alexandria. Alexandria was on the northern coast of Egypt, and the great library of Alexandria existed for more than 900 years. It was a large complex of buildings and gardens with richly decorated lecture and banquet halls linked by colonnaded walks. Scientists, philosophers and artists from all over the world were invited to study and enrich the university and library. Alexandria became the centre of civilization.

It was part of the royal palace, it had a walk, an arcade, a large house in which there was a refectory for members of the Mouseion. They formed a community who held property in common with a priest appointed by the kings in charge of the Mouseion.

It contained over 700,000 scrolls, which was the equivalent of 100,000 modern books. The librarians wanted their library to have a copy of every book ever written, so soldiers searched all the ships that came into the harbour. When the soldiers found books, they seized them! Library scribes then copied the manuscripts.

Lessons 7–8. Ex. 5, p. 77.

Taras Shevchenko's Literary Works

"Kobzar" is the name of his first small collection of poems. Then he wrote a ballad "The Bewitched", a completely realistic work about things that were quite usual for those days relating to the tragic story of a serf girl who had been seduced.

A lot of his poems were based on the Ukrainian historical themes. The poem "Gaydamaky" is a good example.

In his poems Shevchenko depicted the mother as the most wonderful sacred thing on the earth. He wrote of his love for homeland and the fight for its freedom and happiness, of hatred to any oppression, of the fight for spiritual freedom; he expressed burning hatred to any form of national and social oppression.

Taras Shevchenko brought completely new themes and images to the Ukrainian literature. His poetry contributed greatly to the evolution of the national Ukrainian consciousness.

That's why he is a national poet, a poet of the Ukrainian people.

Lesson 10. Ex. 1, p. 81.

In the School Library

A n n : Here's the book I'd like to read. It's about adventures. I can tell you that by the title. I'm sure I'll like it.

D a n : But titles don't always tell you what a book is about.

M i s s A l i s o n : That's true. But there is always brief information about the book at the end or at the very beginning of it. It is called 'an annotation'. And sometimes the readers write book reviews to tell the others about the book they have just read.

A n n : What is a book review, Miss Alison?

M i s s A l i s o n : It is a short report about the story. People usually write a review of their favourite book. They write why they enjoyed reading it and what they were impressed by its main characters. They also describe the episodes that can interest other people in the story and make them read it.

D a n : So it is a kind of advertising.

Miss Alison: It can be called so. Sometimes you can read them on the Internet when you surf the websites of the famous bookstores.

Ann: Where are the book reviews kept in our school library, Miss Alison?

Miss Alison: They are usually kept at the reception or on the librarian's table.

Dan: Let's look at some of them. I hope they will be helpful.

Unit 4. Listening to Music

Lessons 5–6. Ex. 1, p. 96.

1. Jazz started among slaves from West Africa.
2. A popular type of music in which the words are spoken, not sung, is called rap.
3. The music of Bach, Beethoven, and Mozart is called classical music.
4. Traditional music played by the ordinary people is called folk music.

Lesson 7. Ex. 3, p. 101.

A: Hi! How are you today?

B: I'm fine. You're listening to something new as usual, aren't you?

A: Do you want to listen to my new CD? It was a free gift with a magazine. Listen, please. Do you like it?

B: It's really something new for me. In my opinion, this style of music is hard to listen to. What do you think of it?

A: Well, I think it's awful! What style of music do you think it is?

B: Heavy metal.

A: What style of music do you like?

B: Rap and R&B. They are quite in fashion at the moment.

A: Do you play any musical instrument?

B: Sure. I can play the piano.

A: That's interesting. I like playing the guitar. Do you go to the music school or do you take private lessons?

B: I have been attending a music school for five years.

A: Have you ever heard about music lessons online?

B: No, I haven't. Where can I read about them?

A: Go to Google*, type "International Internet Music Academy" and surf the website. I think you'll find something interesting there.

B: Thank you for your advice.

Lessons 8–9. Ex. 1, p. 103.

Cashier: Can I help you?

You: Can we buy tickets for the concert of Natalia Mohylevska for Saturday night?

Cashier: Sorry, they are sold out. What about Sunday night? Such groups as "Ocean Elzy" and "New'z'Cool" also participates in it.

You: That's OK. Are there enough seats for Sunday night?

Cashier: Yes, there are seats for that one. How many tickets would you like?

You: Two adults and two children.

Cashier: OK, that's two hundred hryvnias, please.

You: Here they are.

Cashier: That's 200 UAH out of 500 UAH. 300 UAH is your change.

You: Thank you.

Cashier: You are welcome. The concert starts at 7 o'clock.

You: We'll be on time.

Unit 5. People, Countries, Lifestyle: the UK and Ukraine**Lessons 1–2. Ex. 3, p. 117.**

My name's Greg and I'm from Scotland. I'm 14 years old and I'm in year 9 at school. I've got lots of hobbies and interests. I'm keen on music and enjoy playing the bagpipes. I practise quite a lot of time every day. I'm really interested in learning more about the countries in Europe.

I'm quite a shy person. I'm very confident and not at all ambitious. I've probably got a few faults. I think I'm a little impatient and maybe slightly quick-tempered.

Lessons 3–4. Ex. 4, p. 121.

D a n : I'm keen on playing computer games and spend quite a lot of money on them. I spend two or three hours a day chatting online with my friends. I also love training in the gym. I want to develop a good stamina so I go to the swimming pool twice a week, on Wednesday and Saturday. My father always encourages me to go in for sport. I'm going to participate in the school championship this year.

A n n : I enjoy going to the theatre and to the cinema more than doing sports. I also like drawing a lot. I have been attending the Art Studio for four years. I think my skills in drawing will influence my choice of a profession in future. Besides I see nothing bad in developing a good imagination and artistic taste.

M a k s y m : Sport is my favourite activity. I spend nearly three hours every day. I enjoy jogging in the morning and training in the fitness centre in the afternoon. Sometimes I go to the swimming pool. Although my studies at school take much of my time during the day I try to lead a healthy lifestyle and keep fit. I also love travelling. Famous places like magnets attract me from year to year. Thanks to my parents I spend almost all school holidays visiting different places in Ukraine and abroad. I have been to Great Britain, Germany and Italy. I have visited many of the cities in my Motherland. Travelling helps me to discover the mysteries of the surrounding world, see new places and meet new friends.

Lesson 11. Ex. 2, p. 139.

A n n : Sue, Jane, and Bill are arriving next month. They want to see the famous landmarks of Ukraine. Let's plan our trip, Dan.

D a n : There's so much to visit in Ukraine. You can't see everything during one trip. I hope they have heard about the Seven Wonders of Ukraine. Let's make a trip to some of them.

A n n : Well, then. You are talking about such wonders as Kamyanyts-Podilsky Fortress, Sofiyivka, Chersonesus, Khotyn Fortress, Khortytsia Island and the two famous sights in Kyiv, Kyiv-Pechersk Lavra and St. Sophia's Cathedral.

D a n : We took them to Kyiv-Pechersk Lavra and St. Sophia's Cathedral last year. What about going to Sofiyivka first? This fabulous park in Cherkasy Region welcomes 5,000 visitors every year. It's a good place to hide from the hot summer sun in the shade of wonderful trees. They'll enjoy it there, believe me.

A n n : This is where we can start our journey from. As Jane and Bill are interested in history, we can travel to Zaporizhzhia then to admire the unique natural and historic complex. Khortytsia Island remembers the times of Zaporizhzhyan Cossacks. I think you can tell a few legends from the Ukrainian history to our guests.

D a n : Are you planning to have a rest somewhere? It is summer now, isn't it?

A n n : We can go to the seaside with our parents in August. We can devote our time to the secrets of this area in Ukraine. Chersonesus is one of them, and it is also connected with history.

D a n : Ukraine is the place where you can touch history at every step.

A n n : It definitely is.

Здрастуй, мій давній щирий друже!	3
Introduction	
Lessons 1–2. Welcome Back!	4
Unit 1. Mass Media: the Press	7
Lessons 1–2. The Age of Information	8
Lesson 3. We Are in Fleet Street	12
Lessons 4–5. How Do You Get to Know the News?	14
Lessons 6–7. News Service	17
Lessons 8–9. Navigating the Newspaper	20
Lesson 10. Reading a Newspaper	23
Lesson 11. Writing News Stories	26
Lesson 12. Project Work: Planning the School Newspaper	29
Lesson 13. Grammar Revision	31
Self-Assessment	32
Unit 2. School Life	33
Lessons 1–2. My Studies at School	34
Lessons 3–4. Going to School in Ukraine	38
Lesson 5. Primary and Secondary Education in Ukraine	41
Lesson 6. School Subjects	44
Lessons 7–8. Schools in Great Britain	47
Lesson 9. After Classes	51
Lessons 10–11. School in the News	54
Lesson 12. Project Work	57
Lesson 13. Grammar Revision	58
Self-Assessment	60
Unit 3. Books and Writers	61
Lessons 1–2. Stories, Stories, and Stories	62
Lessons 3–4. The Story of a Book	66
Lessons 5–6. A Trip to the Library	70
Lessons 7–8. Taras Shevchenko	74
Lesson 9. The British Writers	78
Lesson 10. A Book Review	81
Lesson 11. Readers in the News	84
Lesson 12. Project Work: My Favourite Authors and Books	86
Lesson 13. Grammar Revision	87
Self-Assessment	88
Unit 4. Listening to Music	89
Lessons 1–2. The Mystery of Music	90
Lessons 3–4. Music Styles	92
Lessons 5–6. Musical Instruments	96

Lesson 7. Music Lessons	100
Lessons 8–9. At the Concert	103
Lesson 10. Favourite Melodies	107
Lesson 11. Famous Composers	109
Lesson 12. Project Work	112
Lesson 13. Grammar Revision	113
Self-Assessment	114
Unit 5. Countries, People, Lifestyle: The UK and Ukraine	115
Lessons 1–2. My Pen-Friends	116
Lessons 3–4. Teenage Leisure	119
Lesson 5. Climate and Weather	123
Lesson 6. Whatever the Weather	126
Lesson 7. At the Map of the UK	128
Lesson 8. The Land of Great Britain	131
Lesson 9. Life in Britain	134
Lesson 10. Different Countries, Different Customs	136
Lesson 11. Love Ukraine	139
Lessons 12–13. At the Map of Ukraine	142
Lesson 14. Countries in the News	147
Lesson 15. Project Work: This Is the Way We Live	149
Lesson 16. Grammar Revision	150
Self-Assessment	151
Reader	153
Appendices	195
A Guide to British and American Culture	196
Grammar Reference	202
Social English	221
Irregular Verbs	225
Vocabulary	229
Tapescripts	249

Навчальне видання

НЕСВІТ Алла Миколаївна
АНГЛІЙСЬКА МОВА
МИ ВИВЧАЄМО АНГЛІЙСЬКУ МОВУ

Підручник для 8 класу
загальноосвітніх навчальних закладів

Рекомендовано Міністерством освіти
і науки України

Видано за рахунок державних коштів.
Продаж заборонено

Головний художник *Світлана Железняк*
Художник *Вікторія Дунаєва*
Художнє оформлення та редагування *Світлани Железняк,*
Олени Мамаєвої
Обкладинка *Юлії Конопко*
Технічний редактор *Валентина Олійник*
Комп'ютерна верстка *Яни Посашкової, Людмили Ємець*

У підручнику використані матеріали:

- 1) The Works 2: Poems on every subject and for every occasion/
Chosen by Brian Moses and Pie Corbett. – Macmillan Children's Books, 2002.
- 2) Roald Dahl. Matilda. – Puffin Books, 2003.

Здано на виробництво та підписано до друку 10.07.2008 р.
Формат 70×100/16. Папір офсетний. Друк офсетний.
Гарнітура Шкільна. Умовн. друк. арк. 20,8. Умовн. фарбо-відб. 83,2.
Обл.-вид. арк. 20,37. Наклад 147 300 (1-й з-д: 1–70 025) прим.
Вид. № 866. Зам. № 8142.

Видавництво «Генеза»,
04212, м. Київ-212, вул. Тимошенка, 2-л.
Свідоцтво про внесення суб'єкта видавничої справи до
Державного реєстру видавців серія ДК № 25 від 31.03.2000 р.

Віддруковано з готових діапозитивів
на ДП «Державна картографічна фабрика»,
21100, м. Вінниця, вул. 600-річчя, 19.
Свідоцтво серія ДК № 869 від 26.03.2002 р.